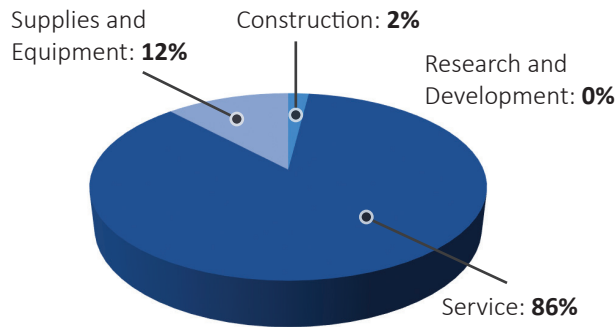


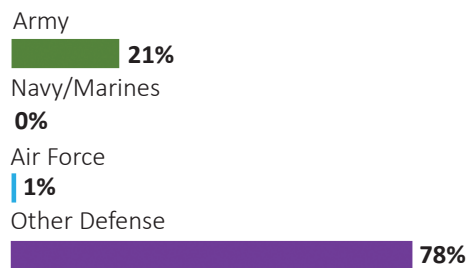
KENTUCKY

DEFENSE CONTRACTS

By Type



By Service

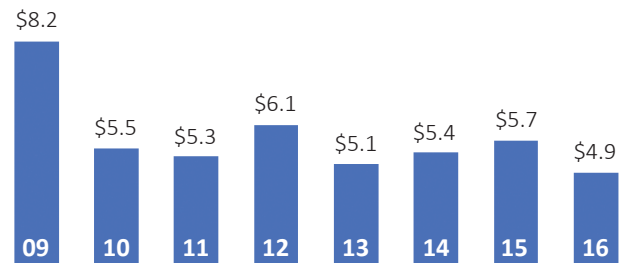


Top Defense Contractors

(M=millions B=billions)

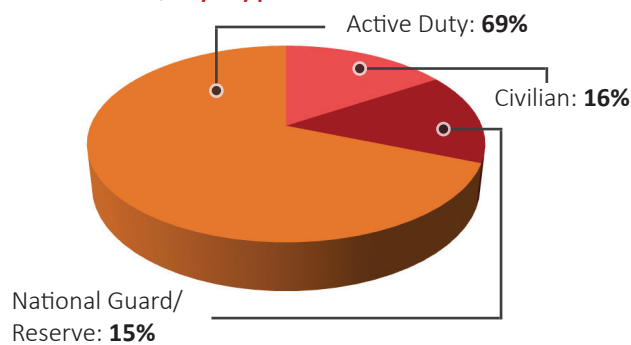
Humana	\$3.4 B
Lockheed Martin	\$559.1 M
Bechtel Parsons Blue Grass, JV	\$244.6 M
Raytheon	\$165.1 M
Boeing	\$112.4 M
BAE Systems	\$79.5 M
SourceAmerica	\$43.8 M
Granite Construction	\$28.7 M
Spiral Solutions and Technologies	\$28.3 M
Bering Straits Native Corporation	\$27.4 M

Contract Awards Performed (By Fiscal Year, Billions)



DEFENSE PERSONNEL


Allocations, By Type



\$2.6 BILLION
TOTAL PAYROLL

70,109
TOTAL PERSONNEL

Allocations, By Service



Top Defense Personnel Locations

County	Total*	Active Duty Military	Civilians
Christian	39,652	36,525	2,928
Hardin	17,869	10,654	5,268
Jefferson	3,194	175	1,186
Madison	1,597	22	1,004
Franklin	1,242	37	367
Fayette	851	75	113
Boone	544	ND	20
Campbell	400	ND	28
Muhlenberg	351	ND	86
McCracken	266	ND	13

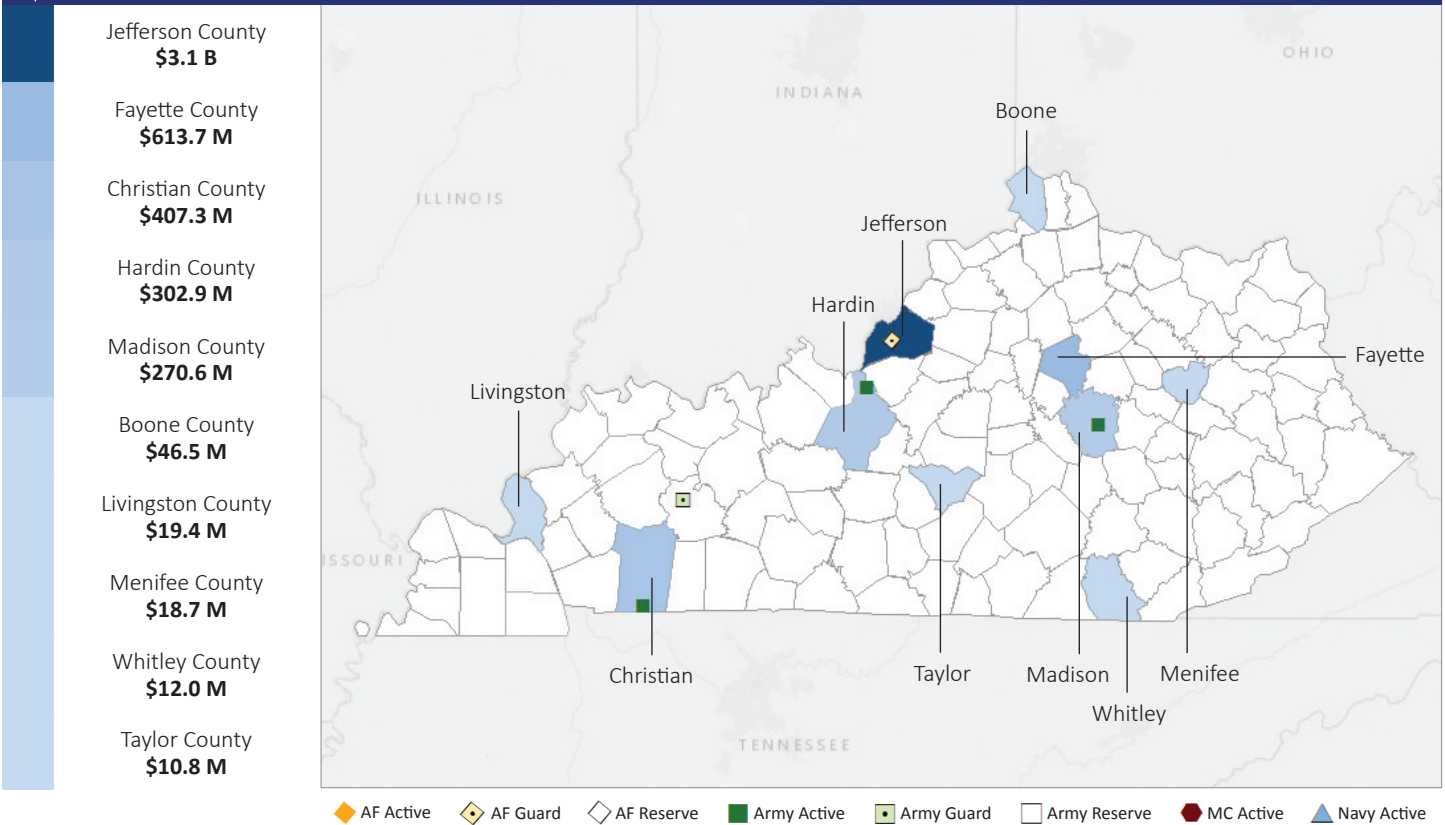
*Total also includes uniformed National Guard and Reserve units.

Data sources: DoD's Defense Manpower Data Center; DoD's Procurement and Acquisition Policy; DoD's Military Installations, Ranges and Training Areas; USASpending.gov; U.S. Bureau of Economic Analysis; U.S. Census Bureau; and Unitedstateszipcodes.org.

#17 \$7.5 B SPENT IN STATE	#10 3.7% OF STATE GDP	2.0% OF TOTAL U.S. DEFENSE SPENDING	\$1,677 PER RESIDENT	#15 \$4.9 B CONTRACT SPENDING	#14 70,109 NUMBER OF PERSONNEL	#14 \$2.6 B PERSONNEL SPENDING
----------------------------------	--------------------------	---	-------------------------	-------------------------------------	--------------------------------------	--------------------------------------

TOP DEFENSE CONTRACT SPENDING LOCATIONS

(M=millions B=billions)



TOP DEFENSE PERSONNEL SPENDING LOCATIONS

(M=millions B=billion)

