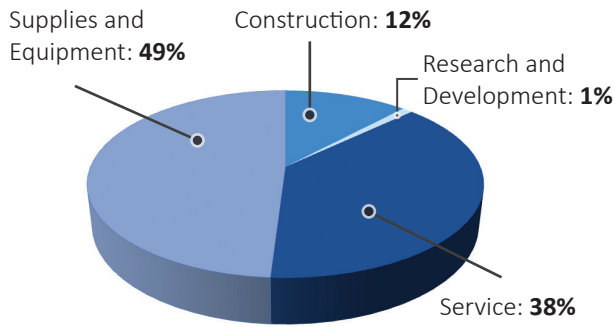


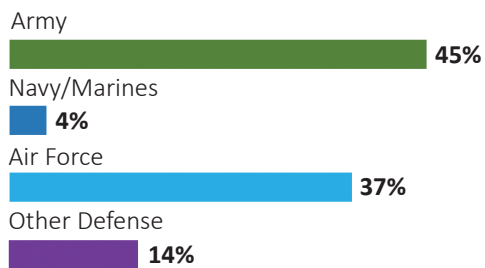
KANSAS

DEFENSE CONTRACTS

By Type



By Service

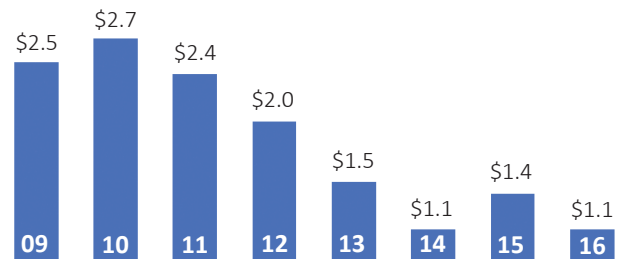


Top Defense Contractors

(M=millions)

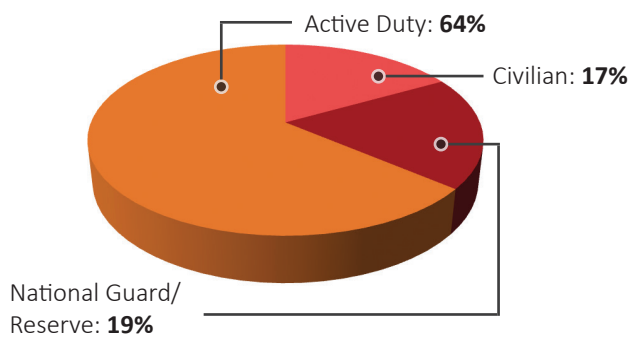
| | |
|----------------------------------|-----------|
| Textron | \$210.3 M |
| Northrop Grumman | \$89.9 M |
| Boeing | \$87.4 M |
| Raytheon | \$72.5 M |
| Leading Technology Composites | \$50.5 M |
| Archer Western Aviation Partners | \$41.4 M |
| Waldinger | \$33.1 M |
| H.M.E. | \$25.0 M |
| J. E. Dunn Construction Group | \$22.2 M |
| Booz Allen Hamilton | \$21.5 M |

Contract Awards Performed (By Fiscal Year, Billions)



DEFENSE PERSONNEL


Allocations, By Type



\$1.8 BILLION
TOTAL PAYROLL

46,915
TOTAL PERSONNEL

Allocations, By Service



Top Defense Personnel Locations

| County | Total* | Active Duty Military | Civilians |
|-------------|--------|----------------------|-----------|
| Geary | 23,885 | 20,531 | 3,131 |
| Leavenworth | 8,599 | 5,503 | 2,674 |
| Sedgwick | 7,431 | 3,511 | 1,100 |
| Shawnee | 2,442 | 44 | 673 |
| Johnson | 771 | 42 | 86 |
| Riley | 581 | 44 | 92 |
| Wyandotte | 486 | ND | 26 |
| Douglas | 321 | 52 | 27 |
| Saline | 314 | ND | 58 |
| Ellis | 163 | ND | 17 |

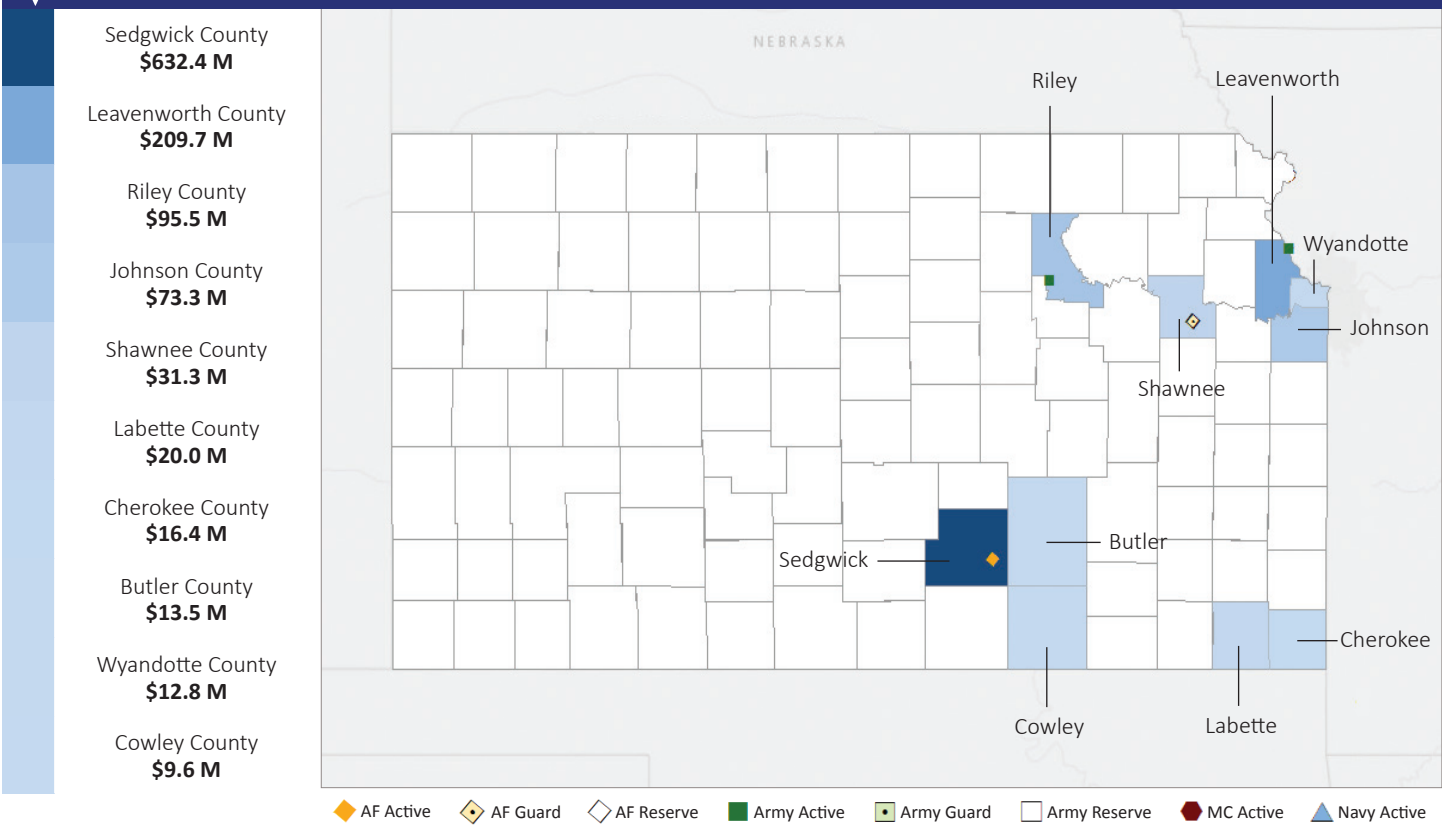
*Total also includes uniformed National Guard and Reserve units.

Data sources: DoD's Defense Manpower Data Center; DoD's Procurement and Acquisition Policy; DoD's Military Installations, Ranges and Training Areas; USASpending.gov; U.S. Bureau of Economic Analysis; U.S. Census Bureau; and Unitedstateszipcodes.org.

| | | | | | | |
|----------------------------------|--------------------------|---|-------------------------|-------------------------------------|-------------------------|--------------------------------------|
| #32 \$2.9 B SPENT IN STATE | #21 1.9% OF STATE GDP | 0.8% OF TOTAL U.S. DEFENSE SPENDING | \$1,027 PER RESIDENT | #41 \$1.1 B CONTRACT SPENDING | #22 46,915 PERSONNEL | #20 \$1.8 B PERSONNEL SPENDING |
|----------------------------------|--------------------------|---|-------------------------|-------------------------------------|-------------------------|--------------------------------------|

TOP DEFENSE CONTRACT SPENDING LOCATIONS

(M=millions)



TOP DEFENSE PERSONNEL SPENDING LOCATIONS

(M=millions)

