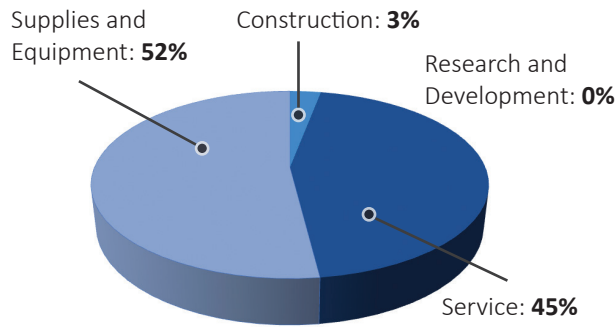


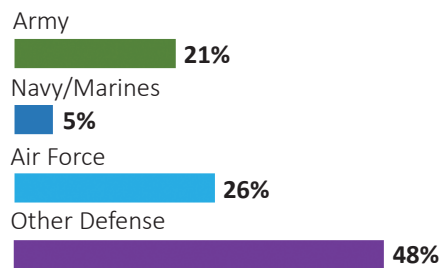
IDAHO

DEFENSE CONTRACTS

By Type



By Service

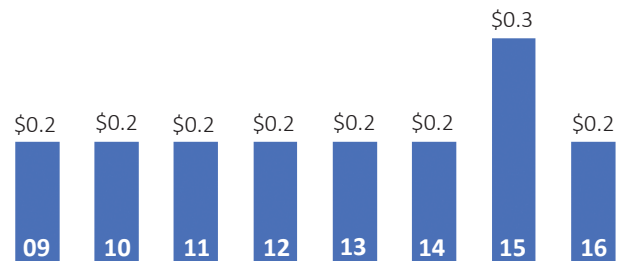


Top Defense Contractors

(M=millions)

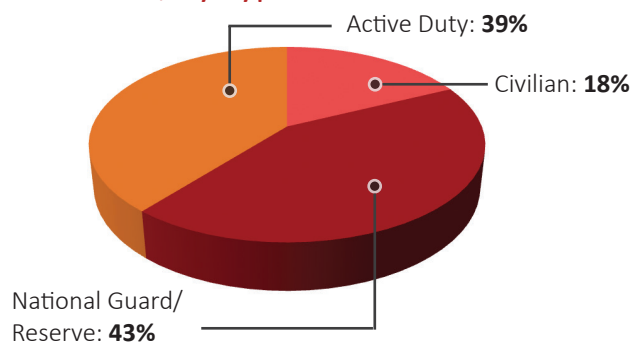
| | |
|---------------------------------------|----------|
| Brad Hall & Associates | \$85.9 M |
| Bering Sea Environmental | \$12.2 M |
| PKL Services | \$10.5 M |
| Johnson Controls | \$7.1 M |
| General Dynamics | \$5.9 M |
| KRSW, JV | \$5.1 M |
| National Native American Construction | \$4.3 M |
| AMEC Earth & Environmental | \$4.0 M |
| Milpower | \$3.6 M |
| MLDC Government Services | \$3.5 M |

Contract Awards Performed (By Fiscal Year, Billions)



DEFENSE PERSONNEL


Allocations, By Type



\$295.8 MILLION
TOTAL PAYROLL

10,582
TOTAL PERSONNEL

Allocations, By Service



Top Defense Personnel Locations

| County | Total* | Active Duty Military | Civilians |
|------------|--------|----------------------|-----------|
| Elmore | 4,696 | 3,968 | 538 |
| Ada | 3,830 | 96 | 1,126 |
| Kootenai | 309 | ND | 69 |
| Bannock | 246 | ND | 13 |
| Canyon | 238 | ND | ND |
| Twin Falls | 191 | ND | ND |
| Latah | 132 | 33 | 10 |
| Bonneville | 130 | 41 | 10 |
| Nez Perce | 122 | ND | 10 |
| Clearwater | 92 | 12 | 60 |

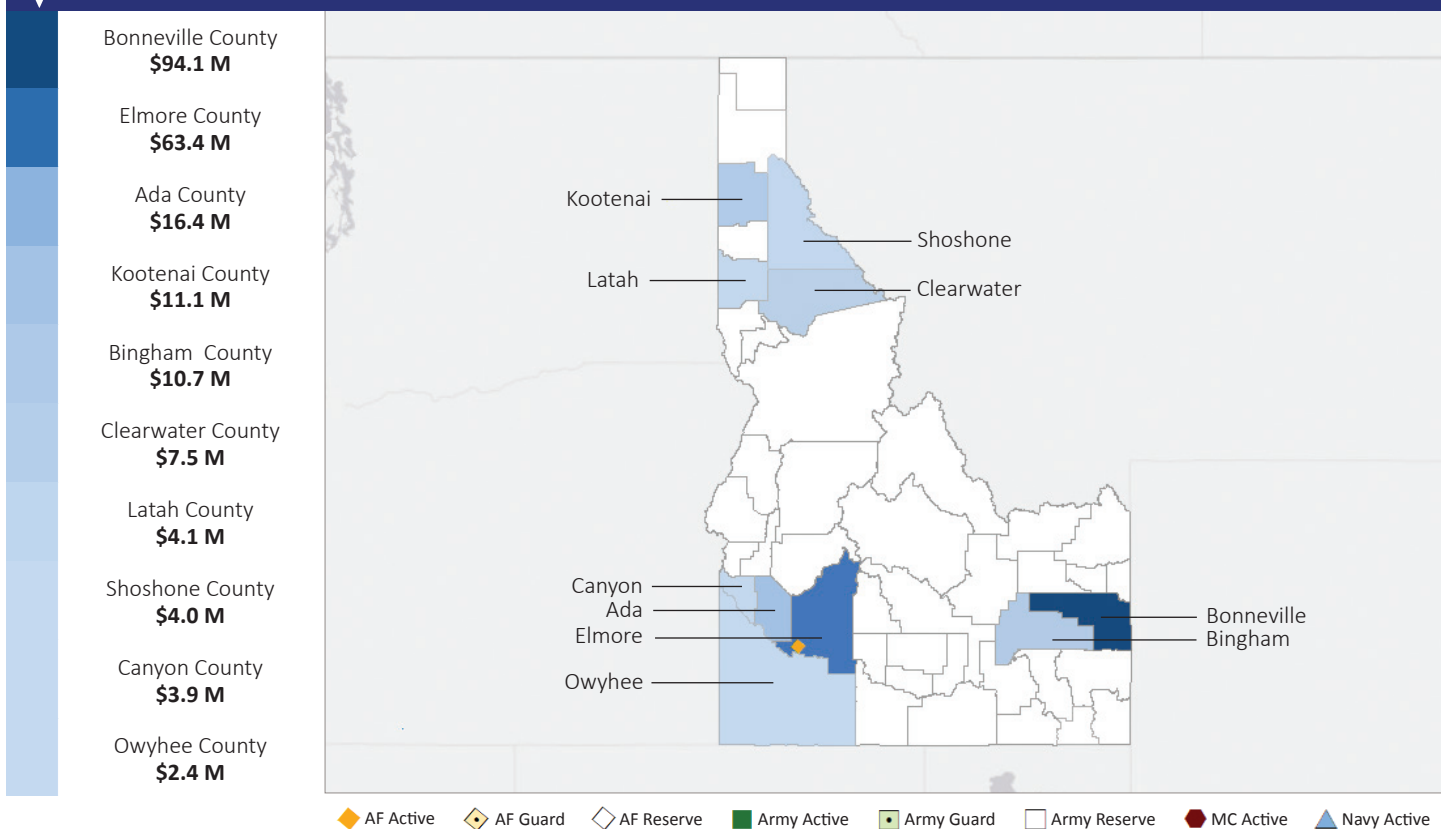
*Total also includes uniformed National Guard and Reserve units.

Data sources: DoD's Defense Manpower Data Center; DoD's Procurement and Acquisition Policy; DoD's Military Installations, Ranges and Training Areas; USASpending.gov; U.S. Bureau of Economic Analysis; U.S. Census Bureau; and Unitedstateszipcodes.org.

| | | | | | | |
|----------------------------------|--------------------------|---|-----------------------|-------------------------------------|--------------------------------------|--------------------------------------|
| #46 \$0.5 B SPENT IN STATE | #45 0.8% OF STATE GDP | 0.1% OF TOTAL U.S. DEFENSE SPENDING | \$308 PER RESIDENT | #46 \$0.2 B CONTRACT SPENDING | #44 10,582 NUMBER OF PERSONNEL | #44 \$0.3 B PERSONNEL SPENDING |
|----------------------------------|--------------------------|---|-----------------------|-------------------------------------|--------------------------------------|--------------------------------------|

TOP DEFENSE CONTRACT SPENDING LOCATIONS

(M=millions)



TOP DEFENSE PERSONNEL SPENDING LOCATIONS

(M=millions)

