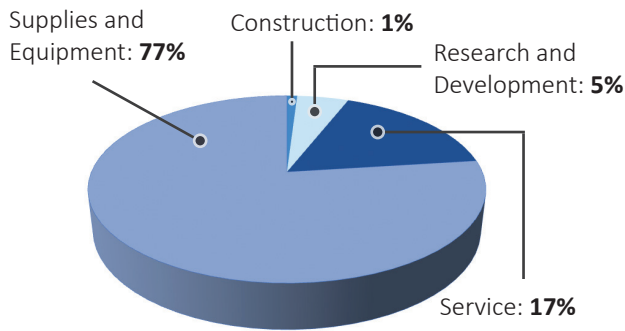


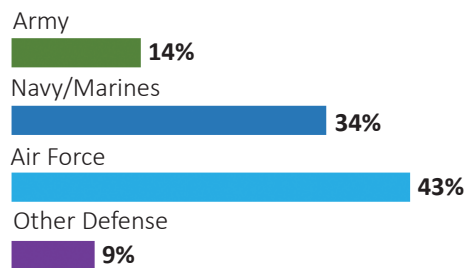
IOWA

DEFENSE CONTRACTS

By Type



By Service

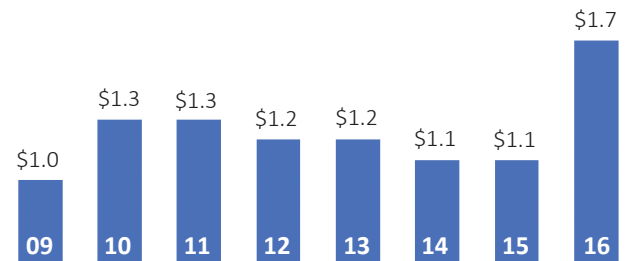


Top Defense Contractors

(M=millions)

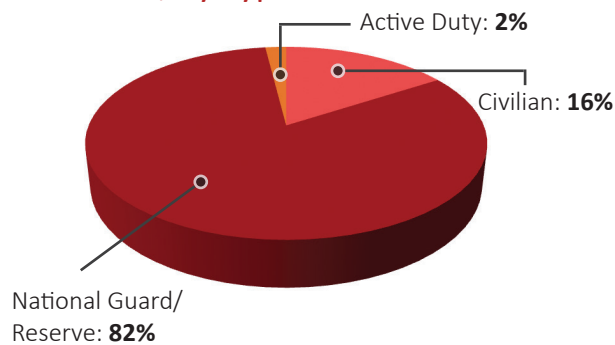
Rockwell Collins	\$779.8 M
Northrop Grumman	\$405.7 M
Data Link Solutions	\$173.7 M
American Ordnance	\$63.5 M
Cobham	\$38.5 M
Assurance Technology	\$30.3 M
Boeing	\$20.4 M
HNI Corporation	\$15.5 M
Collins-McCarthy 8A, JV	\$10.4 M
NewLink Genetics	\$9.0 M

Contract Awards Performed (By Fiscal Year, Billions)



DEFENSE PERSONNEL


Allocations, By Type



\$183.7 MILLION
TOTAL PAYROLL

11,968
TOTAL PERSONNEL

Allocations, By Service



Top Defense Personnel Locations

County	Total*	Active Duty Military	Civilians
Polk	4,208	147	860
Woodbury	1,347	ND	325
Linn	710	ND	103
Scott	644	ND	165
Black Hawk	579	31	79
Johnson	475	55	33
Boone	453	ND	58
Dubuque	281	ND	37
Pottawattamie	259	ND	14
Des Moines	254	ND	38

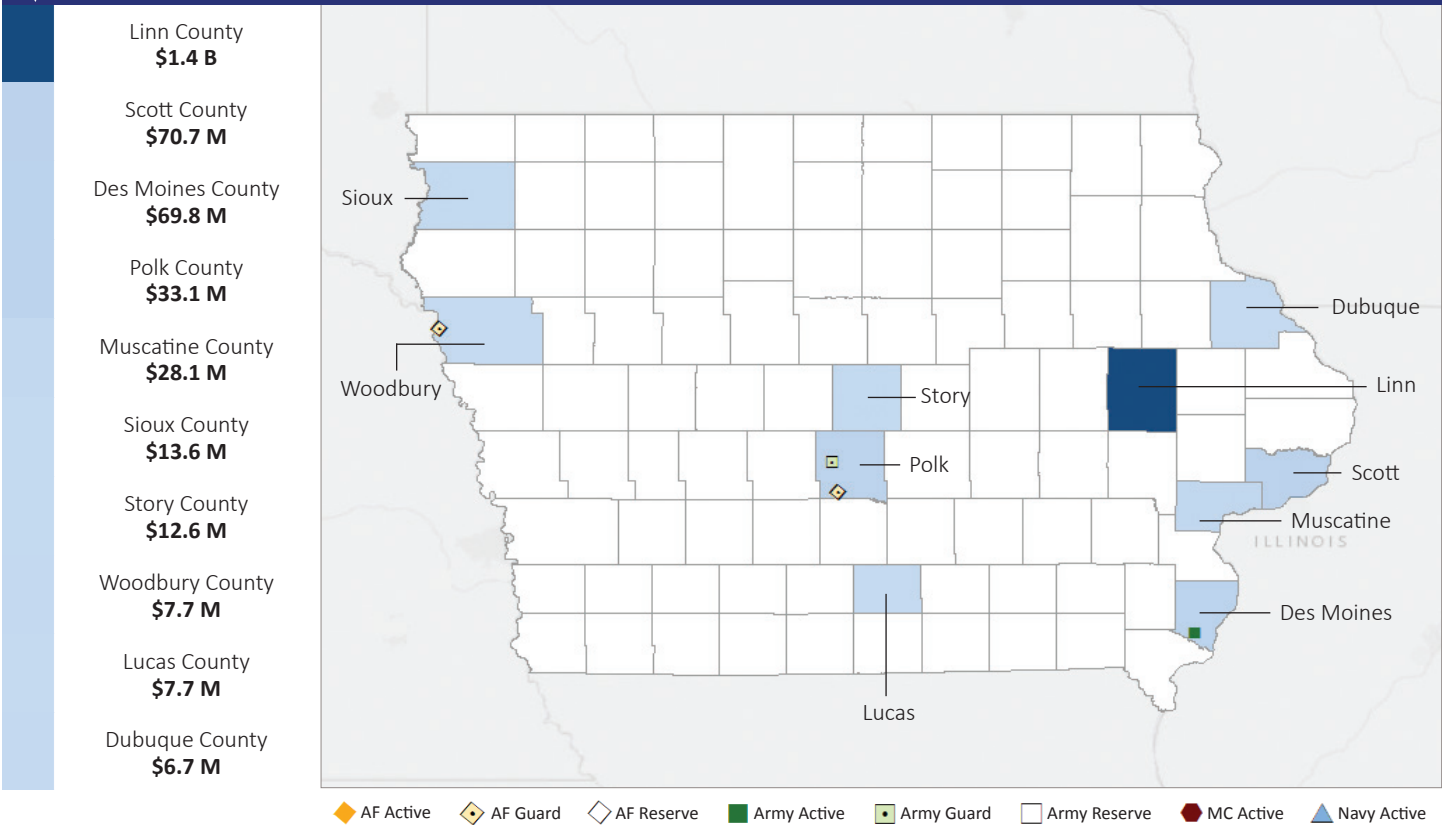
*Total also includes uniformed National Guard and Reserve units.

Data sources: DoD's Defense Manpower Data Center; DoD's Procurement and Acquisition Policy; DoD's Military Installations, Ranges and Training Areas; USASpending.gov; U.S. Bureau of Economic Analysis; U.S. Census Bureau; and Unitedstateszipcodes.org.

#39 \$1.9 B SPENT IN STATE	#37 1.0% OF STATE GDP	0.5% OF TOTAL U.S. DEFENSE SPENDING	\$595 PER RESIDENT	#32 \$1.7 B CONTRACT SPENDING	#43 11,968 NUMBER OF PERSONNEL	#49 \$0.2 B PERSONNEL SPENDING
----------------------------------	--------------------------	---	-----------------------	-------------------------------------	--------------------------------------	--------------------------------------

TOP DEFENSE CONTRACT SPENDING LOCATIONS

(M=millions B=billions)



TOP DEFENSE PERSONNEL SPENDING LOCATIONS

(M=millions)

