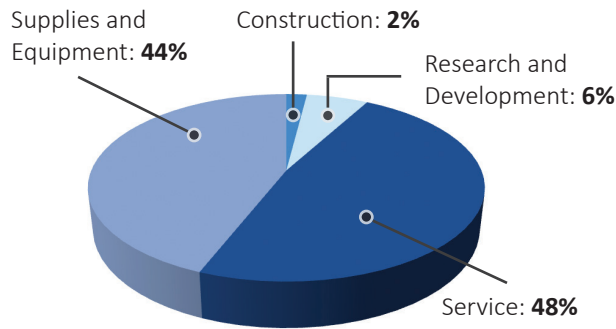


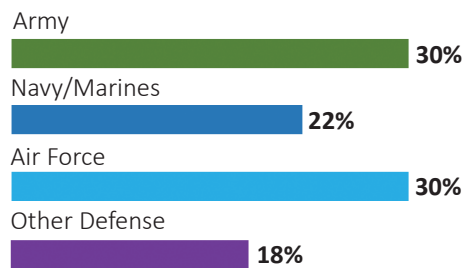
FLORIDA

DEFENSE CONTRACTS

By Type



By Service

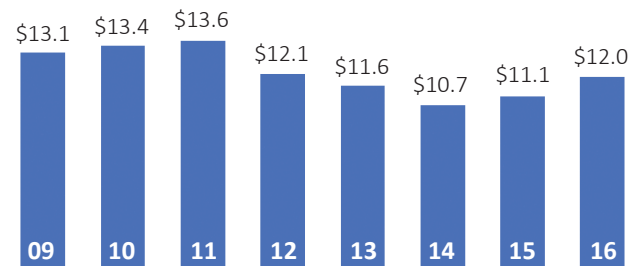


Top Defense Contractors

(M=millions B=billions)

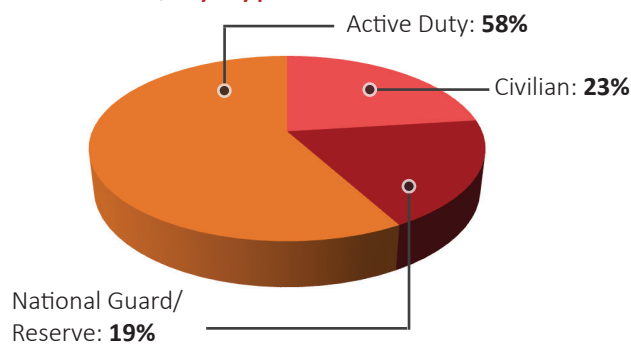
Lockheed Martin	\$2.9 B
Northrop Grumman	\$997.7 M
Raytheon	\$719.0 M
General Dynamics	\$445.8 M
ITT	\$276.4 M
Crowley	\$229.7 M
Leonardo S.p.A. (Finmeccanica)	\$214.0 M
BAE Systems	\$175.4 M
Honeywell	\$163.7 M
Jacobs Engineering Group	\$163.1 M

Contract Awards Performed (By Fiscal Year, Billions)



DEFENSE PERSONNEL

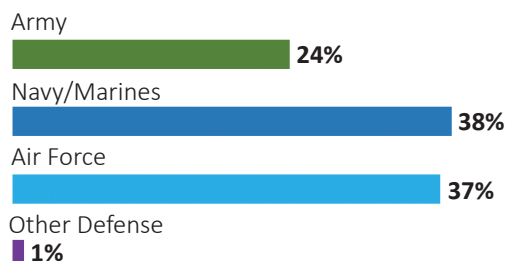
Allocations, By Type



\$5.9 BILLION
TOTAL PAYROLL

152,236
TOTAL PERSONNEL

Allocations, By Service



Top Defense Personnel Locations

County	Total*	Active Duty Military	Civilians
Escambia	34,801	30,618	2,831
Okaloosa	28,938	19,950	7,612
Duval	27,553	13,885	8,922
Hillsborough	13,597	7,343	2,908
Bay	9,107	5,308	3,069
Miami-Dade	6,502	1,532	1,450
Brevard	5,902	2,019	2,648
Orange	5,642	413	2,435
Santa Rosa	2,306	1,856	368
Pinellas	2,146	86	310

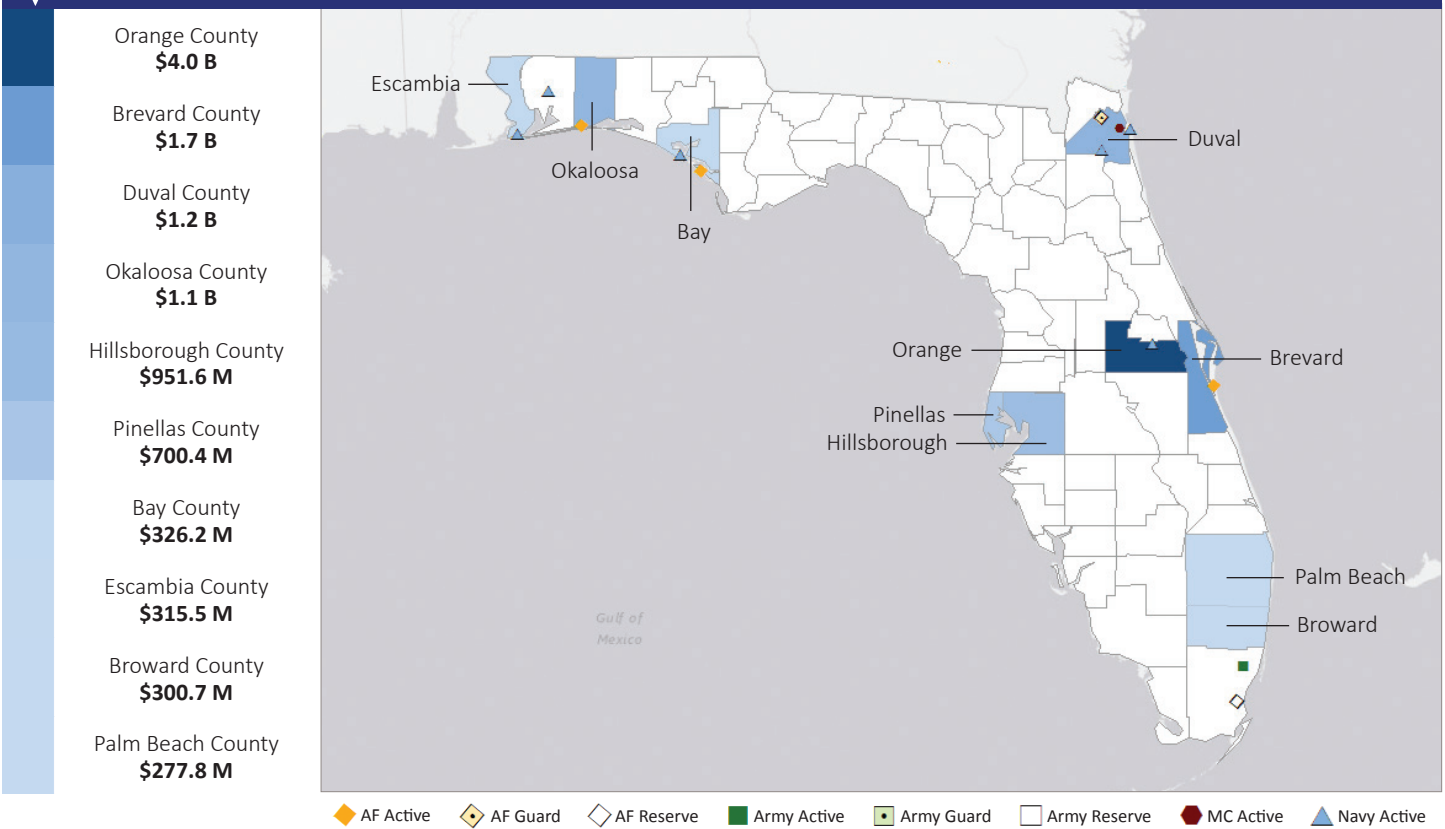
*Total also includes uniformed National Guard and Reserve units.

Data sources: DoD's Defense Manpower Data Center; DoD's Procurement and Acquisition Policy; DoD's Military Installations, Ranges and Training Areas; USASpending.gov; U.S. Bureau of Economic Analysis; U.S. Census Bureau; and Unitedstateszipcodes.org.

#5 \$17.9 B SPENT IN STATE	#23 1.9% OF STATE GDP	4.7% OF TOTAL U.S. DEFENSE SPENDING	\$867 PER RESIDENT	#6 \$12.0 B CONTRACT SPENDING	#6 152,236 NUMBER OF PERSONNEL	#6 \$5.9 B PERSONNEL SPENDING
----------------------------------	--------------------------	---	-----------------------	-------------------------------------	--------------------------------------	-------------------------------------

TOP DEFENSE CONTRACT SPENDING LOCATIONS

(M=millions B=billions)



TOP DEFENSE PERSONNEL SPENDING LOCATIONS

(M=millions B=billions)

