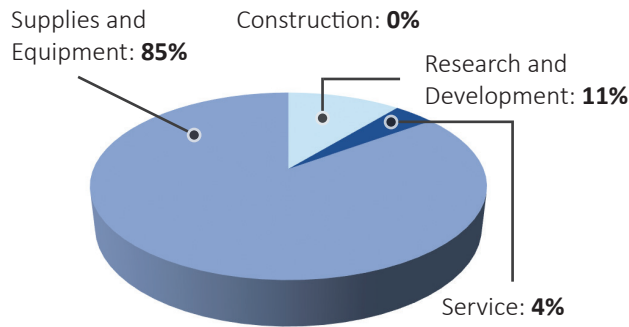


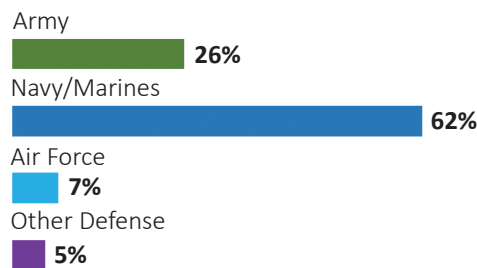
# CONNECTICUT

## DEFENSE CONTRACTS

### By Type



### By Service

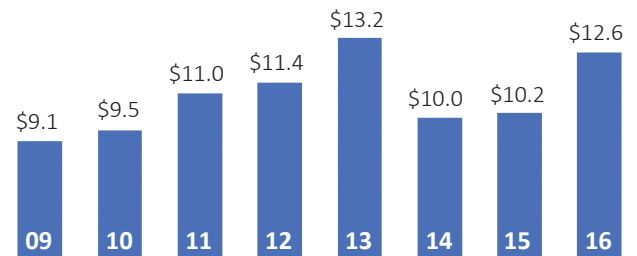


### Top Defense Contractors

(M=millions B=billions)

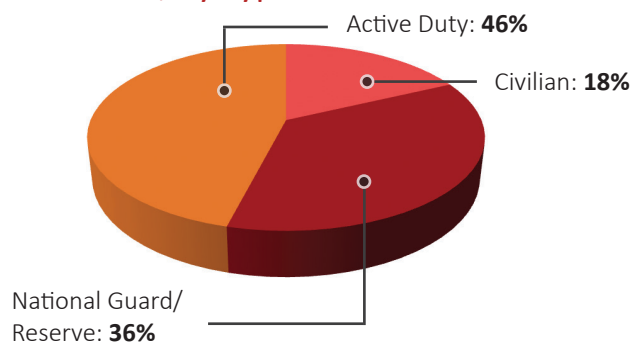
United Technologies	\$6.3 B
General Dynamics	\$4.8 B
Lockheed Martin	\$590.9 M
Raytheon	\$95.7 M
Northrop Grumman	\$54.4 M
Colt Defense Holding	\$38.9 M
Bechtel Group	\$28.5 M
Huntington Ingalls	\$28.2 M
Sonalysts	\$20.8 M
Treadwell	\$16.2 M

### Contract Awards Performed (By Fiscal Year, Billions)



## DEFENSE PERSONNEL

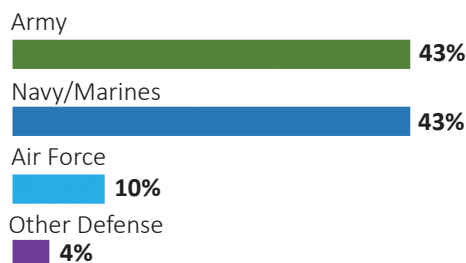
### Allocations, By Type



**\$492.0 MILLION**  
TOTAL PAYROLL

**16,130**  
TOTAL PERSONNEL

### Allocations, By Service



### Top Defense Personnel Locations

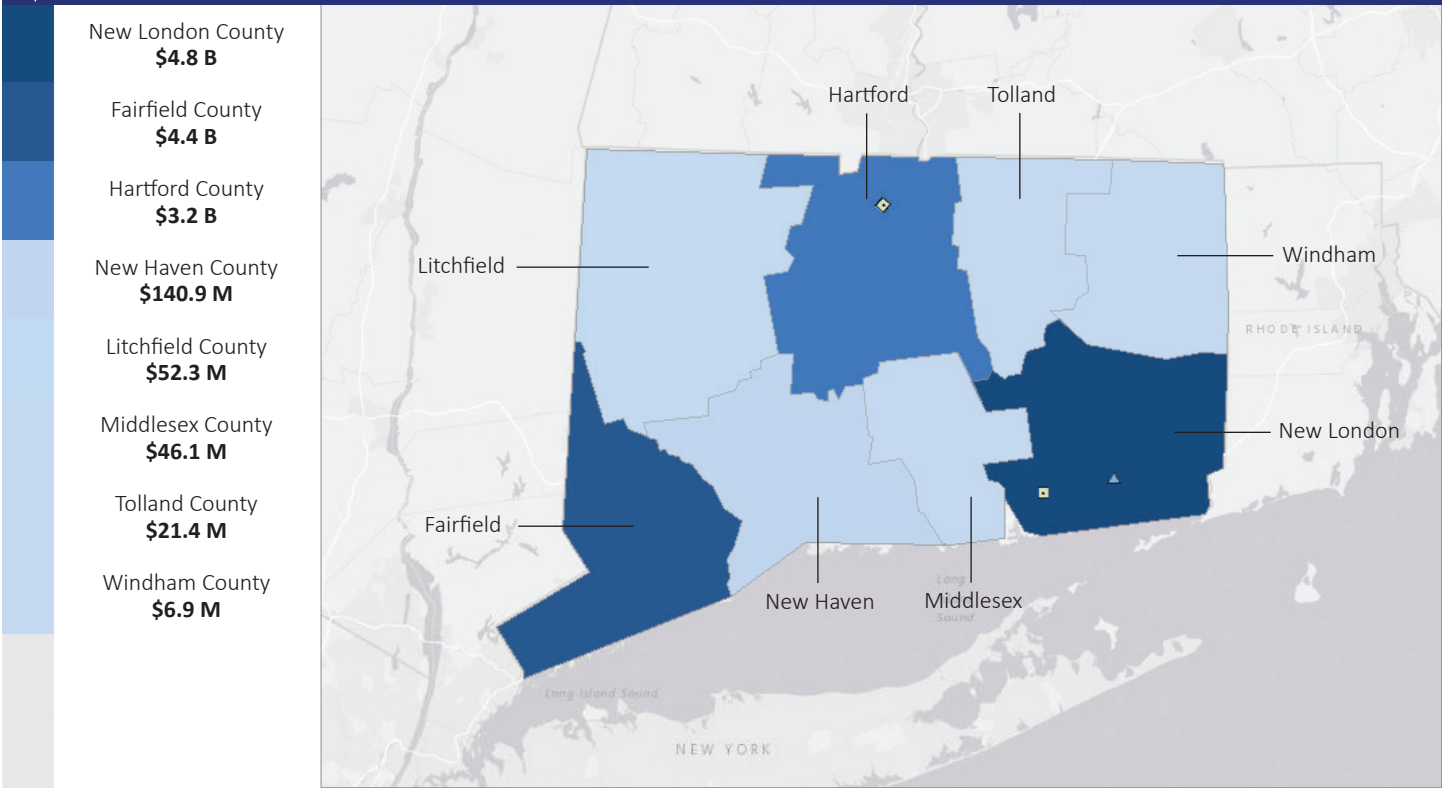
County	Total*	Active Duty Military	Civilians
New London	9,340	6,810	1,629
Hartford	3,590	60	946
New Haven	1,064	97	68
Fairfield	912	18	264
Middlesex	862	ND	76
Tolland	124	98	ND
Litchfield	14	ND	14
Windham	ND	ND	ND

\*Total also includes uniformed National Guard and Reserve units.

#6 \$13.1 B SPENT IN STATE	#6 4.9% OF STATE GDP	3.5% OF TOTAL U.S. DEFENSE SPENDING	\$3,671 PER RESIDENT	#5 \$12.6 B CONTRACT SPENDING	#39 16,130 NUMBER OF PERSONNEL	#39 \$0.5 B PERSONNEL SPENDING
----------------------------------	-------------------------	---	-------------------------	-------------------------------------	--------------------------------------	--------------------------------------

TOP DEFENSE CONTRACT SPENDING LOCATIONS

(M=millions B=billions)



◆ AF Active   
 ◇ AF Guard   
 ◇ AF Reserve   
 ■ Army Active   
 ■ Army Guard   
  Army Reserve   
 ■ MC Active   
 ▲ Navy Active

TOP DEFENSE PERSONNEL SPENDING LOCATIONS

(M=millions)

