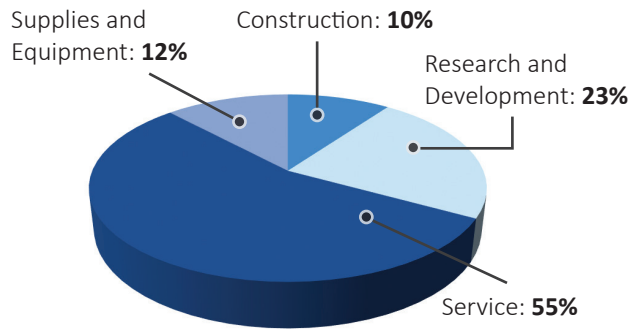


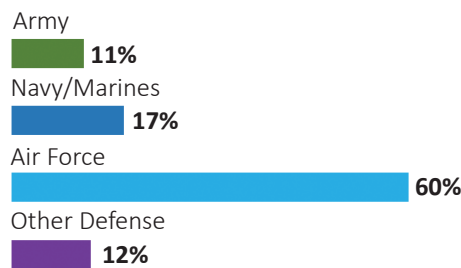
COLORADO

DEFENSE CONTRACTS

By Type



By Service

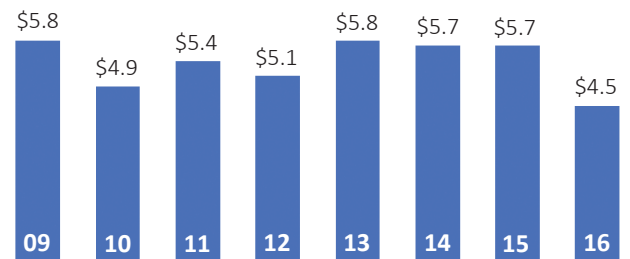


Top Defense Contractors

(M=millions)

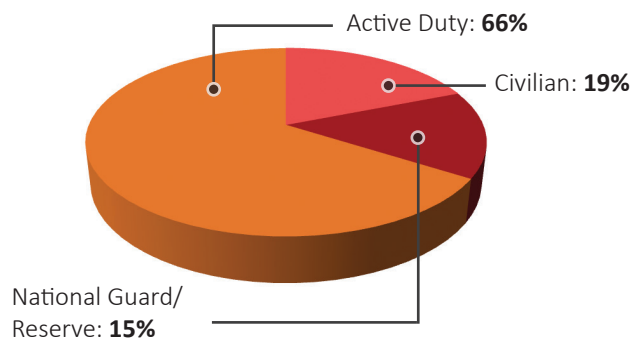
Northrop Grumman	\$951.8 M
United Launch Alliance	\$718.8 M
Raytheon	\$444.6 M
Lockheed Martin	\$248.6 M
Kiewit-Turner, JV	\$233.9 M
Berkshire Hathaway	\$166.0 M
Harris	\$160.5 M
Honeywell	\$129.2 M
Intelligent Software Solutions	\$97.4 M
Ball Corporation	\$66.7 M

Contract Awards Performed (By Fiscal Year, Billions)



DEFENSE PERSONNEL

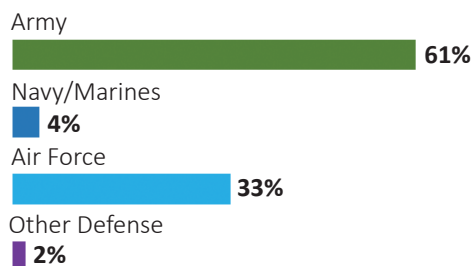
Allocations, By Type



\$3.0 BILLION
TOTAL PAYROLL

71,713
TOTAL PERSONNEL

Allocations, By Service



Top Defense Personnel Locations

County	Total*	Active Duty Military	Civilians
El Paso	56,871	42,690	9,902
Arapahoe	8,055	2,941	1,991
Denver	1,700	408	327
Adams	1,014	ND	75
Weld	862	ND	126
Jefferson	839	71	286
Pueblo	619	21	523
Boulder	435	219	66
Mesa	173	24	29
Larimer	157	34	10

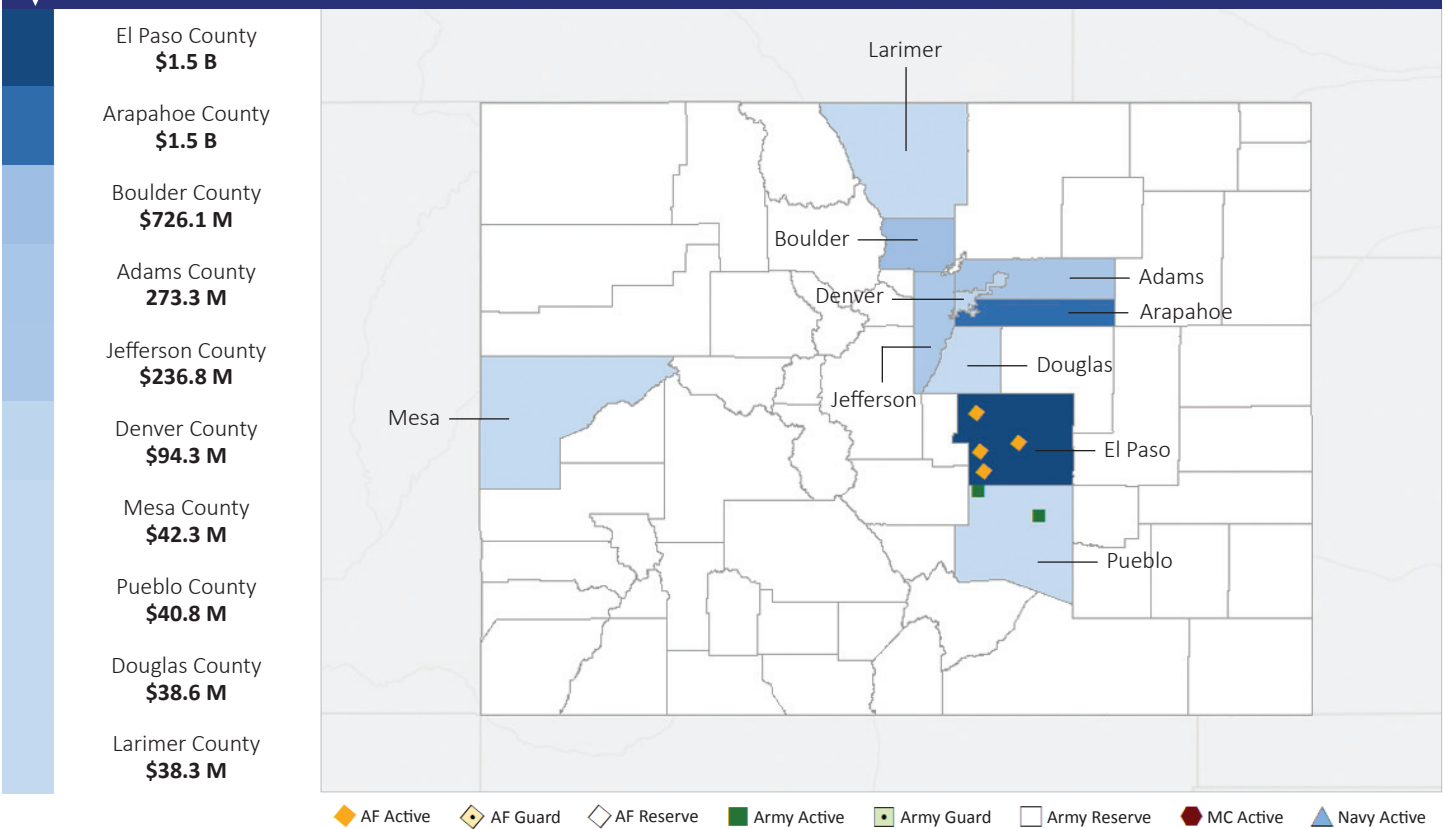
*Total also includes uniformed National Guard and Reserve units.

Data sources: DoD's Defense Manpower Data Center; DoD's Procurement and Acquisition Policy; DoD's Military Installations, Ranges and Training Areas; USASpending.gov; U.S. Bureau of Economic Analysis; U.S. Census Bureau; and Unitedstateszipcodes.org.

#16 \$7.5 B SPENT IN STATE	#17 2.3% OF STATE GDP	2.0% OF TOTAL U.S. DEFENSE SPENDING	\$1,356 PER RESIDENT	#17 \$4.5 B CONTRACT SPENDING	#13 71,713 NUMBER OF PERSONNEL	#10 \$3.0 B PERSONNEL SPENDING
----------------------------------	--------------------------	---	-------------------------	-------------------------------------	--------------------------------------	--------------------------------------

TOP DEFENSE CONTRACT SPENDING LOCATIONS

(M=millions B=billions)



TOP DEFENSE PERSONNEL SPENDING LOCATIONS

(M=millions B=billions)

