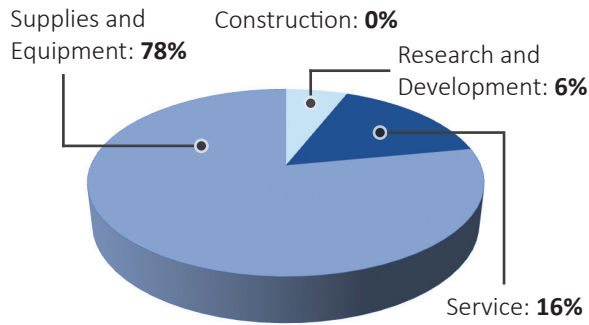


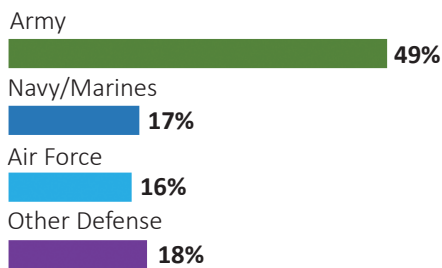
ARIZONA

DEFENSE CONTRACTS

By Type



By Service

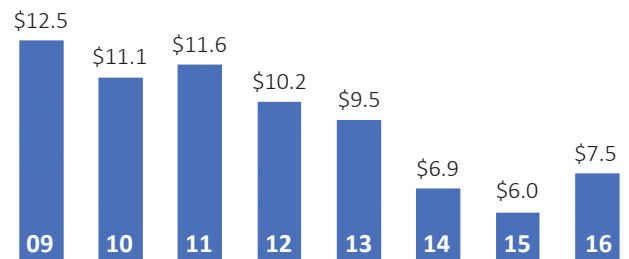


Top Defense Contractors

(M=millions B=billions)

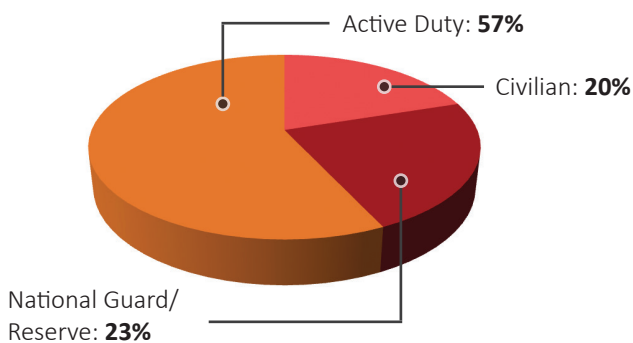
Raytheon	\$4.4 B
Boeing	\$1.6 B
Honeywell	\$332.7 M
General Dynamics	\$298.9 M
Northrop Grumman	\$230.2 M
TRAX International	\$110.1 M
Orbital Sciences Corporation	\$100.1 M
Patriarch Partners	\$82.8 M
L-3 Communications	\$71.5 M
Orbital ATK	\$57.1 M

Contract Awards Performed (By Fiscal Year, Billions)



DEFENSE PERSONNEL

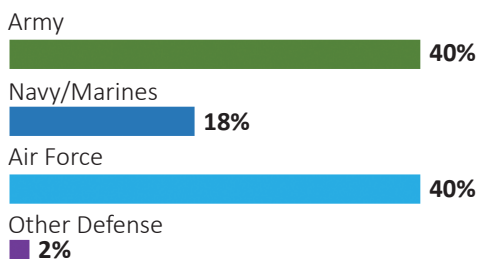
Allocations, By Type



\$1.7 BILLION
TOTAL PAYROLL

51,923
TOTAL PERSONNEL

Allocations, By Service



Top Defense Personnel Locations

County	Total*	Active Duty Military	Civilians
Maricopa	14,251	4,959	2,642
Pima	14,157	7,340	2,914
Cochise	10,570	7,276	3,089
Yuma	9,315	7,869	1,391
Pinal	964	ND	340
Coconino	456	31	66
Yavapai	210	17	ND
Navajo	46	ND	ND
Graham	35	ND	ND
Apache	ND	ND	ND

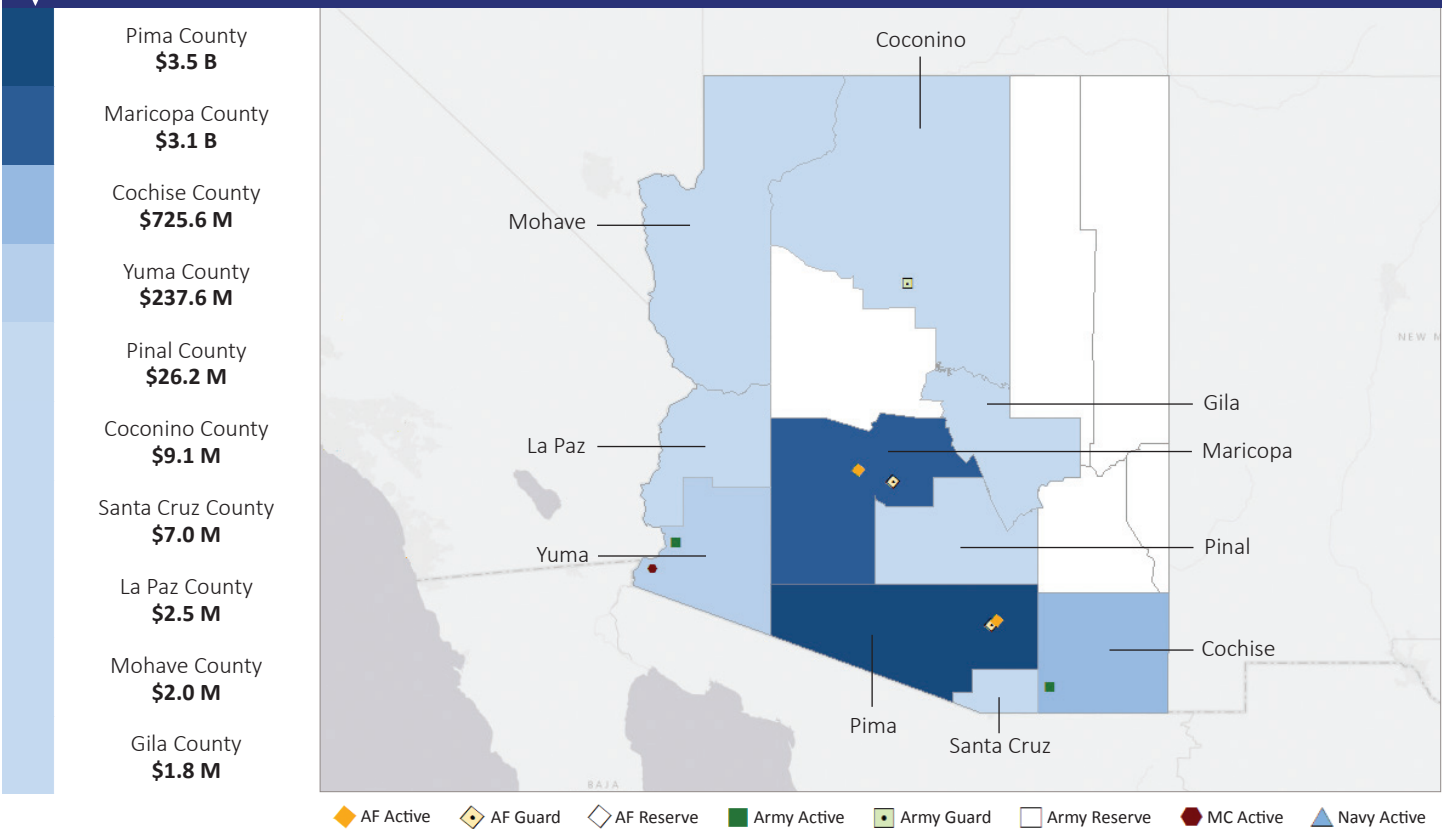
*Total also includes uniformed National Guard and Reserve units.

Data sources: DoD's Defense Manpower Data Center; DoD's Procurement and Acquisition Policy; DoD's Military Installations, Ranges and Training Areas; USASpending.gov; U.S. Bureau of Economic Analysis; U.S. Census Bureau; and Unitedstateszipcodes.org.

#13 \$9.2 B SPENT IN STATE	#11 3.0% OF STATE GDP	2.4% OF TOTAL U.S. DEFENSE SPENDING	\$1,330 PER RESIDENT	#10 \$7.5 B CONTRACT SPENDING	#21 51,923 NUMBER OF PERSONNEL	#21 \$1.7 B PERSONNEL SPENDING
----------------------------------	--------------------------	---	-------------------------	-------------------------------------	--------------------------------------	--------------------------------------

TOP DEFENSE CONTRACT SPENDING LOCATIONS

(M=millions B=billions)



TOP DEFENSE PERSONNEL SPENDING LOCATIONS

(M=millions)

