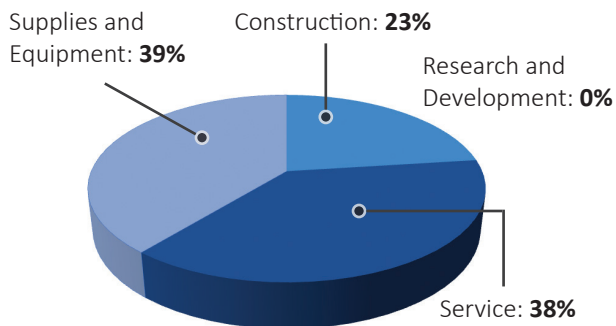


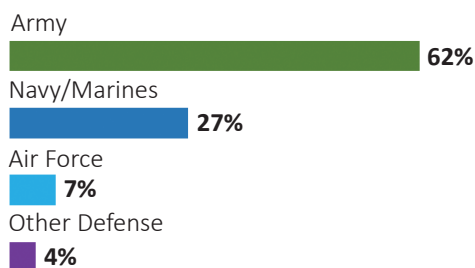
ARKANSAS

DEFENSE CONTRACTS

By Type



By Service

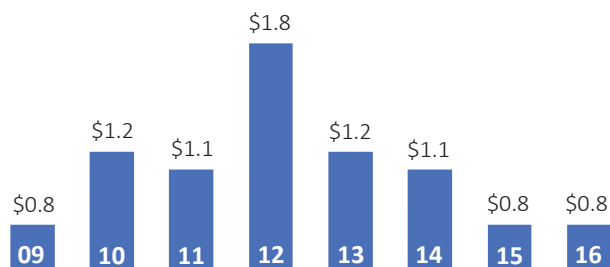


Top Defense Contractors

(M=millions)

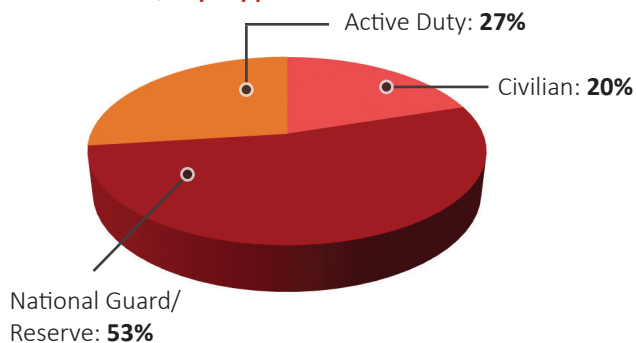
Raytheon	\$142.3 M
AECOM	\$125.4 M
General Dynamics	\$107.5 M
Sundt	\$41.5 M
Lockheed Martin	\$24.7 M
Northrop Grumman	\$24.3 M
GenCorp	\$14.4 M
Rheinmetall Group	\$10.4 M
Esterline Technologies	\$10.2 M
Zodiac Aerospace	\$9.8 M

Contract Awards Performed (By Fiscal Year, Billions)



DEFENSE PERSONNEL

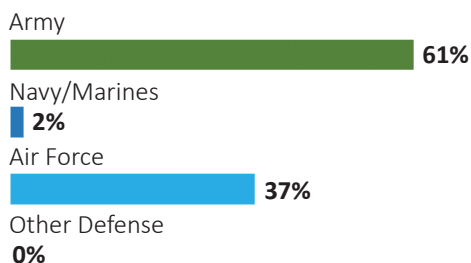
Allocations, By Type



\$534.1 MILLION
TOTAL PAYROLL

20,305
TOTAL PERSONNEL

Allocations, By Service



Top Defense Personnel Locations

County	Total*	Active Duty Military	Civilians
Pulaski	11,675	5,244	2,158
Sebastian	1,561	36	425
Jefferson	1,058	ND	891
Benton	651	ND	36
Craighead	385	ND	24
Faulkner	322	15	26
Washington	271	20	ND
White	262	ND	15
Garland	248	ND	64
Union	222	ND	11

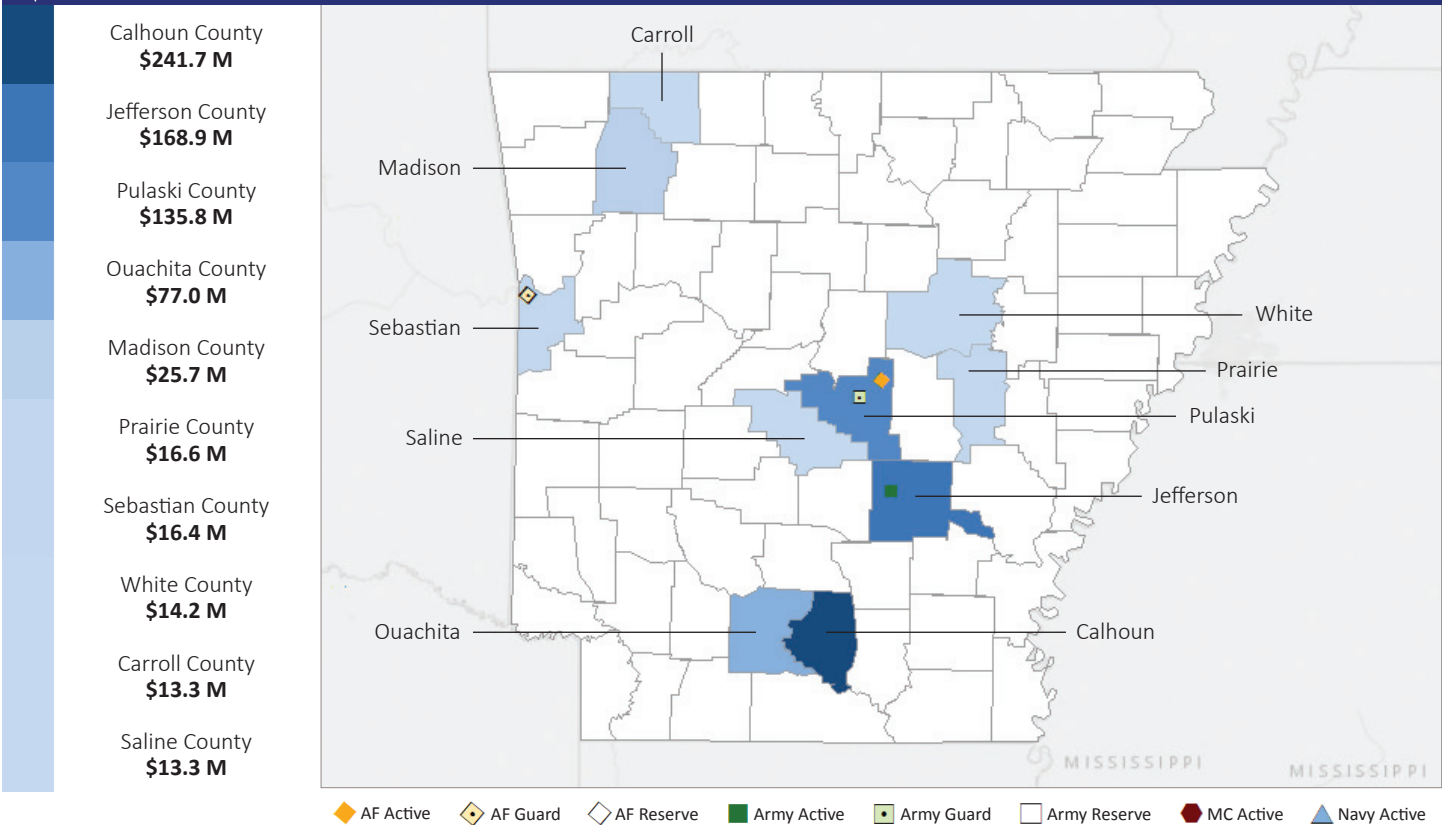
*Total also includes uniformed National Guard and Reserve units.

Data sources: DoD's Defense Manpower Data Center; DoD's Procurement and Acquisition Policy; DoD's Military Installations, Ranges and Training Areas; USASpending.gov; U.S. Bureau of Economic Analysis; U.S. Census Bureau; and Unitedstateszipcodes.org.

#43 \$1.3 B SPENT IN STATE	#35 1.1% OF STATE GDP	0.4% OF TOTAL U.S. DEFENSE SPENDING	\$444 PER RESIDENT	#42 \$0.8 B CONTRACT SPENDING	#34 20,305 NUMBER OF PERSONNEL	#37 \$0.5 B PERSONNEL SPENDING
----------------------------------	--------------------------	---	-----------------------	-------------------------------------	--------------------------------------	--------------------------------------

TOP DEFENSE CONTRACT SPENDING LOCATIONS

(M=millions)



TOP DEFENSE PERSONNEL SPENDING LOCATIONS

(M=millions)

