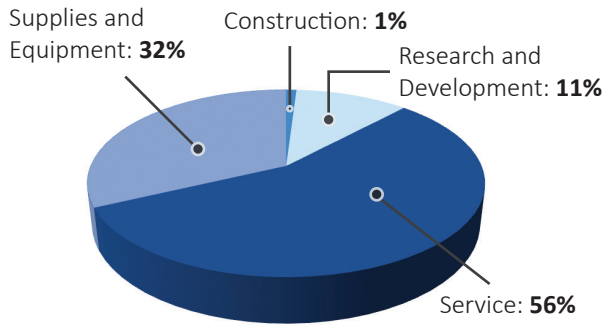


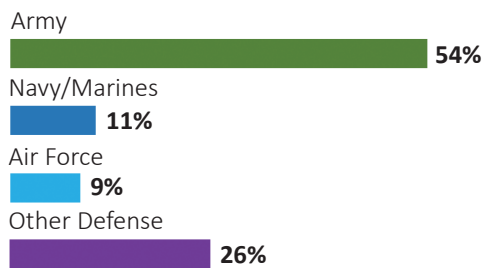
# ALABAMA

## DEFENSE CONTRACTS

### By Type



### By Service

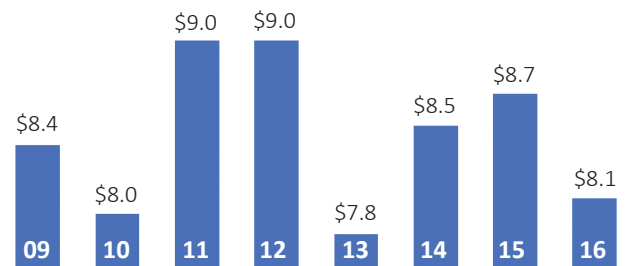


### Top Defense Contractors

(M=millions)

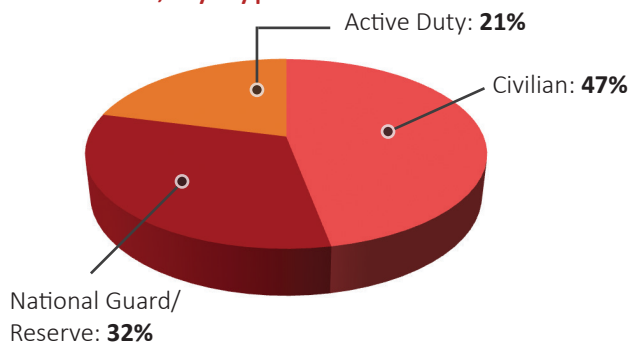
Boeing	\$837.3 M
Austal	\$581.5 M
SAIC	\$573.8 M
L-3 Communications	\$522.6 M
Wyle Laboratories	\$380.0 M
Redstone Defense Systems	\$302.5 M
Northrop Grumman	\$257.4 M
Intuitive Research and Technology	\$256.7 M
Parson	\$250.0 M
Torch Technology	\$235.8 M

### Contract Awards Performed (By Fiscal Year, Billions)



## DEFENSE PERSONNEL


### Allocations, By Type



**\$2.8 BILLION**  
TOTAL PAYROLL

**56,450**  
TOTAL PERSONNEL

### Allocations, By Service



### Top Defense Personnel Locations

County	Total*	Active Duty Military	Civilians
Madison	16,808	1,083	14,695
Montgomery	11,710	4,678	3,480
Dale	8,425	5,552	2,638
Calhoun	4,694	83	3,476
Jefferson	3,903	434	546
Mobile	2,258	114	808
Lee	716	83	28
Tuscaloosa	560	18	94
Houston	457	46	38
Coffee	398	ND	132

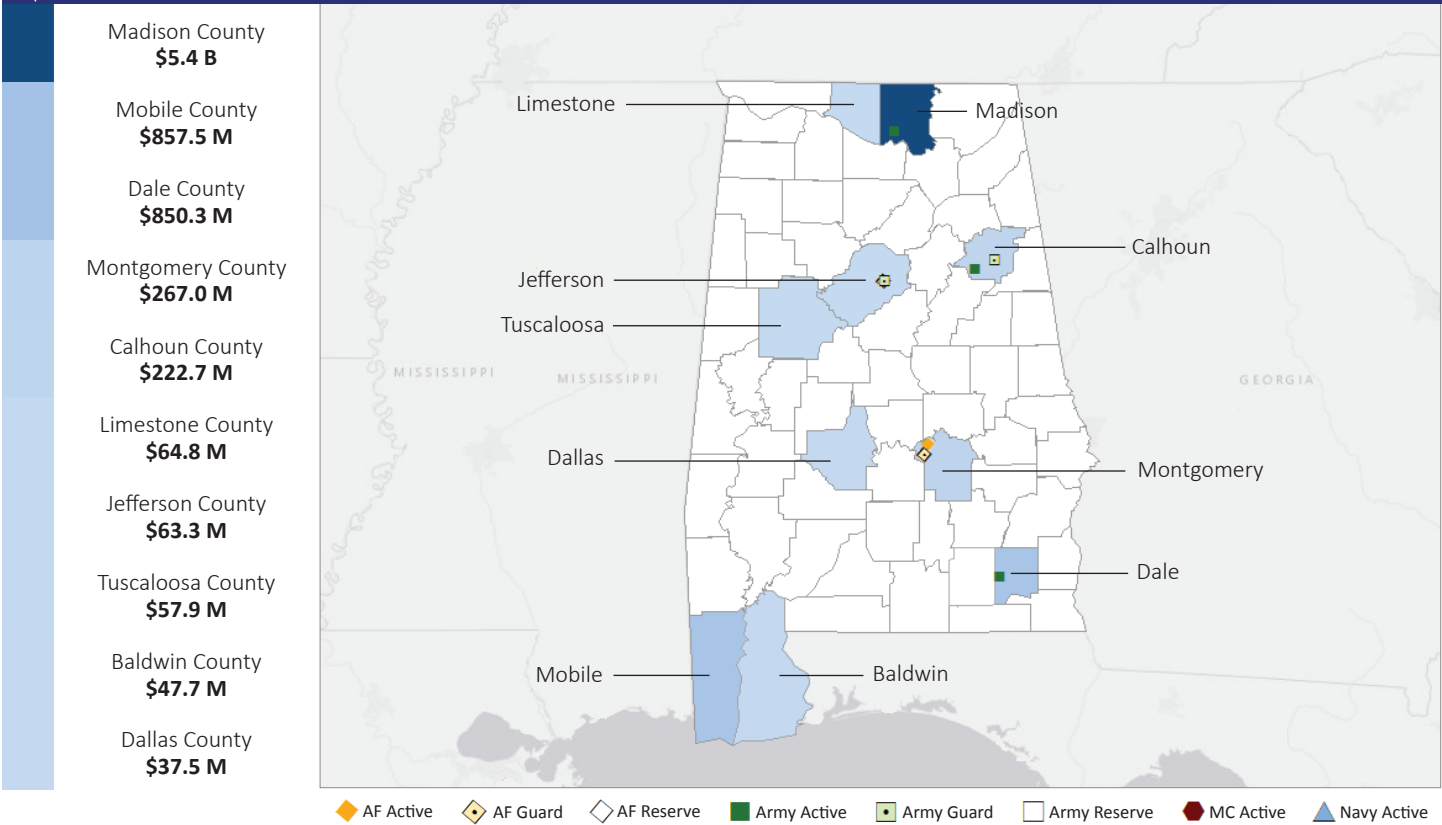
\* Total also includes uniformed National Guard and Reserve units.

Data sources: DoD's Defense Manpower Data Center; DoD's Procurement and Acquisition Policy; DoD's Military Installations, Ranges and Training Areas; USASpending.gov; U.S. Bureau of Economic Analysis; U.S. Census Bureau; and Unitedstateszipcodes.org.

#10 \$10.9 B SPENT IN STATE	#5 5.2% OF STATE GDP	2.9% OF TOTAL U.S. DEFENSE SPENDING	\$2,235 PER RESIDENT	#9 \$8.1 B CONTRACT SPENDING	#20 56,450 NUMBER OF PERSONNEL	#11 \$2.8 B PERSONNEL SPENDING
-----------------------------------	-------------------------	---	-------------------------	------------------------------------	--------------------------------------	--------------------------------------

TOP DEFENSE CONTRACT SPENDING LOCATIONS

(M=millions B=billions)



TOP DEFENSE PERSONNEL SPENDING LOCATIONS

(M=millions B=billions)

