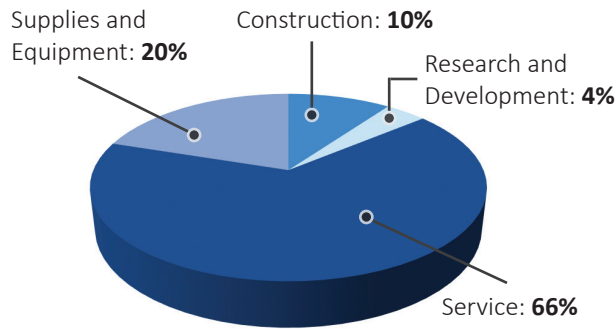


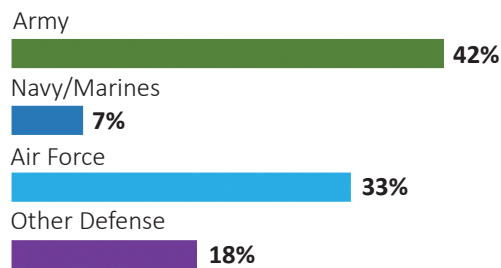
ALASKA

DEFENSE CONTRACTS

By Type



By Service

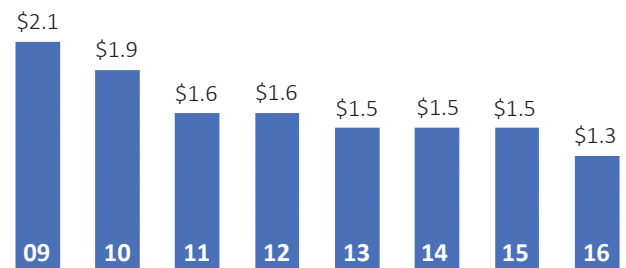


Top Defense Contractors

(M=millions)

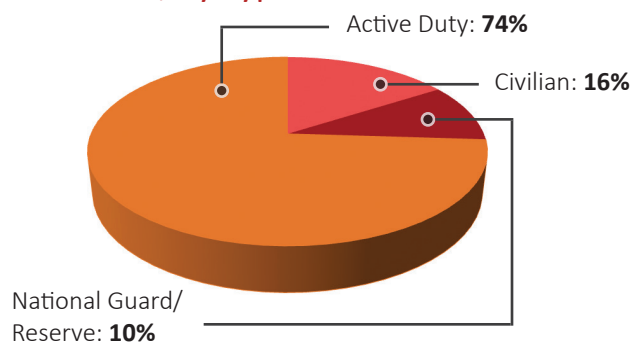
Arctic Slope Regional Corporation	\$106.6 M
BAE Systems	\$54.5 M
ARCTEC Alaska, JV	\$48.2 M
Calista	\$46.5 M
Kuskokwim Corporation	\$36.5 M
Y-Tech	\$36.0 M
Usibelli Coal Mine	\$32.9 M
Chugach Alaska Corporation	\$31.2 M
Bering Kaya Support Services, JV	\$29.9 M
NANA Regional Corporation	\$28.1 M

Contract Awards Performed (By Fiscal Year, Billions)



DEFENSE PERSONNEL

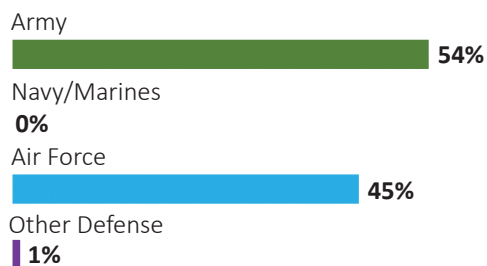
Allocations, By Type



\$1.6 BILLION
TOTAL PAYROLL

37,773
TOTAL PERSONNEL

Allocations, By Service



Top Defense Personnel Locations

Location	Total*	Active Duty Military	Civilians
Anchorage Municipality	19,294	13,066	3,696
Fairbanks North Star Borough	17,145	14,585	1,905
Southeast Fairbanks Census Area	485	ND	348
Matanuska-Susitna Borough	176	ND	ND
Denali Borough	140	25	52
Juneau City and Borough	91	ND	12
Kodiak Island Borough	58	21	24
Northwest Arctic Borough	43	ND	ND
Kenai Peninsula Borough	42	ND	ND
Bethel Census Area	38	ND	ND

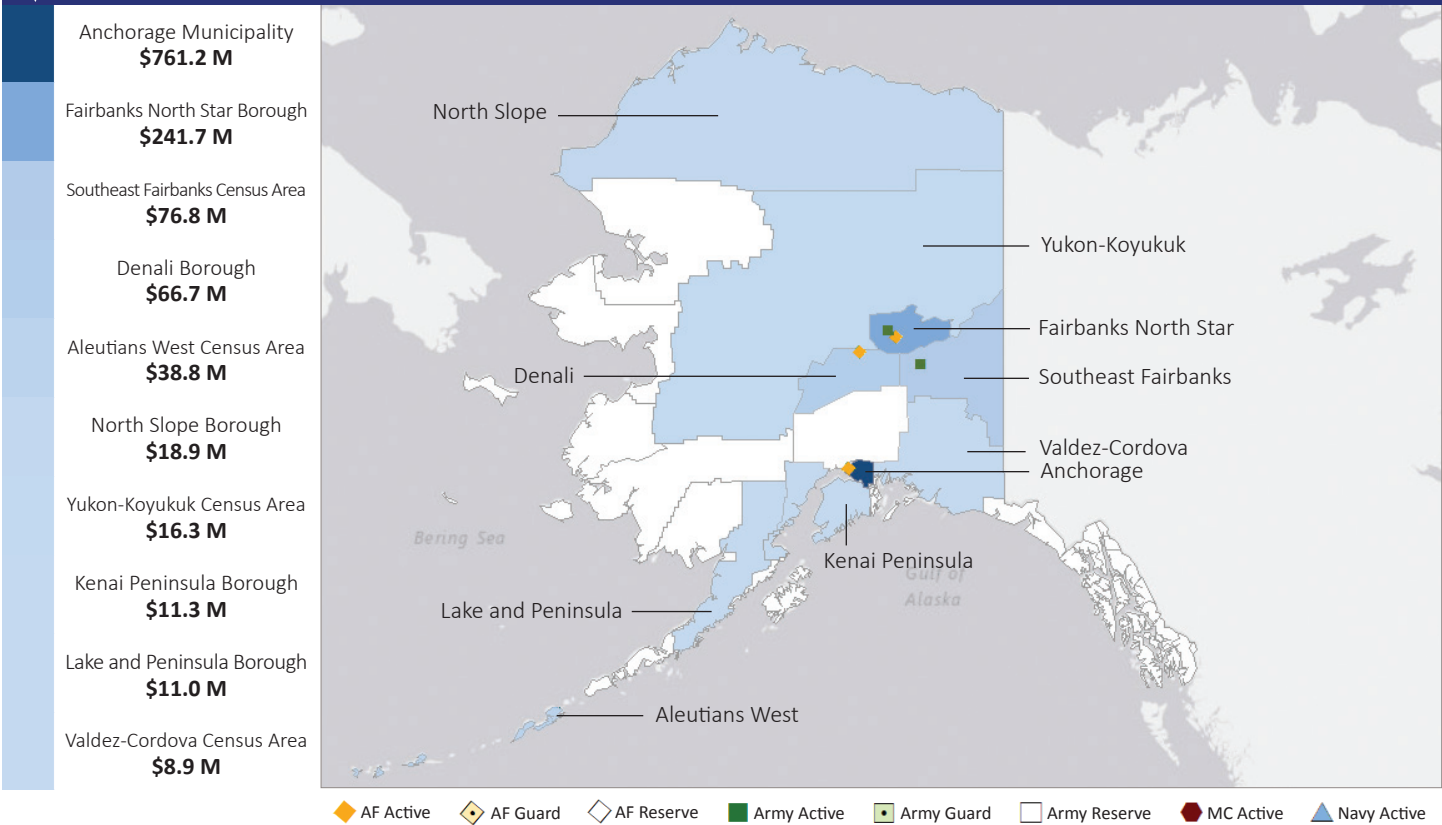
*Total also includes uniformed National Guard and Reserve units.

Data sources: DoD's Defense Manpower Data Center; DoD's Procurement and Acquisition Policy; DoD's Military Installations, Ranges and Training Areas; USASpending.gov; U.S. Bureau of Economic Analysis; U.S. Census Bureau; and Unitedstateszipcodes.org.

#33 \$2.9 B SPENT IN STATE	#3 5.5% OF STATE GDP	0.8% OF TOTAL U.S. DEFENSE SPENDING	\$3,840 PER RESIDENT	#38 \$1.3 B CONTRACT SPENDING	#26 37,773 NUMBER OF PERSONNEL	#22 \$1.6 B PERSONNEL SPENDING
----------------------------------	-------------------------	---	-------------------------	-------------------------------------	--------------------------------------	--------------------------------------

TOP DEFENSE CONTRACT SPENDING LOCATIONS

(M=millions)



TOP DEFENSE PERSONNEL SPENDING LOCATIONS

(M=millions)

