

#8
IN NATION

\$12.6 BILLION
SPENT IN STATE

#15
IN NATION

2.9%
OF STATE GDP

3.1%
% OF TOTAL U.S.
DEFENSE SPENDING

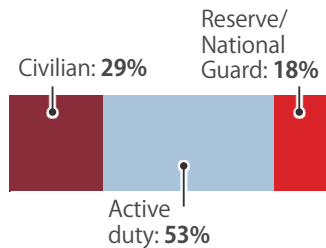
\$1,758
PER RESIDENT
SPENDING

DEFENSE PERSONNEL

\$5.8 Billion
TOTAL PAYROLL

107,341
TOTAL PERSONNEL

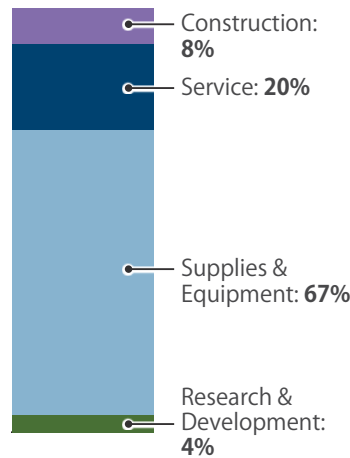
Allocation, By Type



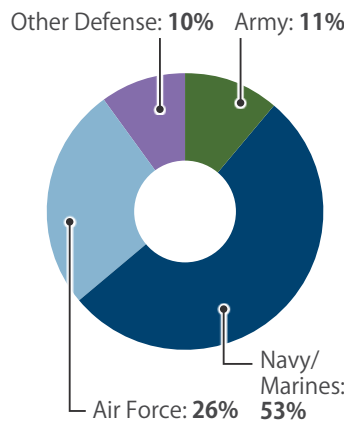
Top Personnel Locations

- 1 Pierce County**
50,113
- 2 Kitsap County**
6,944
- 3 Spokane County**
6,093
- 4 Island County**
4,441
- 5 Snohomish County**
4,364
- 6 King County**
2,748
- 7 Benton County**
1,059
- 8 Clallam County**
960
- 9 Yakima County**
893
- 10 Thurston County**
708

By Type



By Service

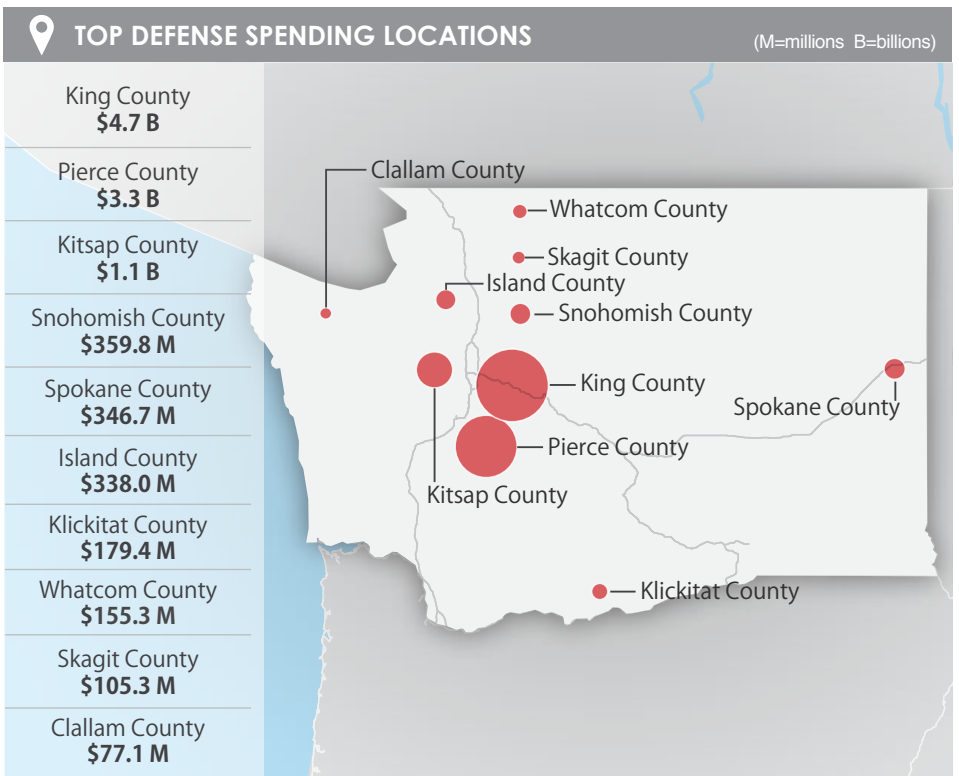
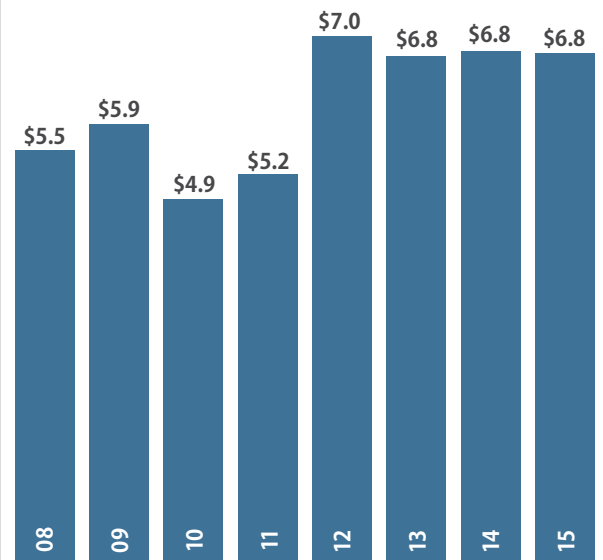


Top Contractors

(M=millions B=billions)

Boeing	\$4.1 B
Pacific Medical Centers	\$145.8 M
EHW Constructors, JV	\$132.5 M
BP	\$113.0 M
U.S. Oil Trading	\$53.8 M
Chugach Alaska Corporation	\$46.0 M
Microsoft	\$42.2 M
Skookum Contract Services	\$40.5 M
CDM	\$37.4 M
University of Washington	\$36.7 M

Value of Contract Awards Performed (Billions)



WASHINGTON