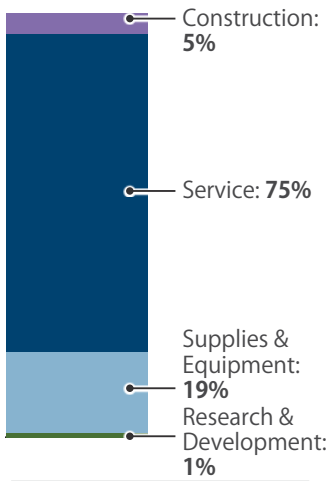
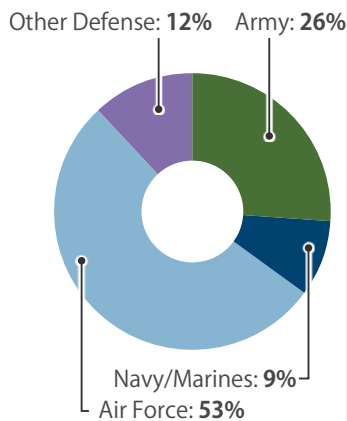


CONTRACTS

By Type



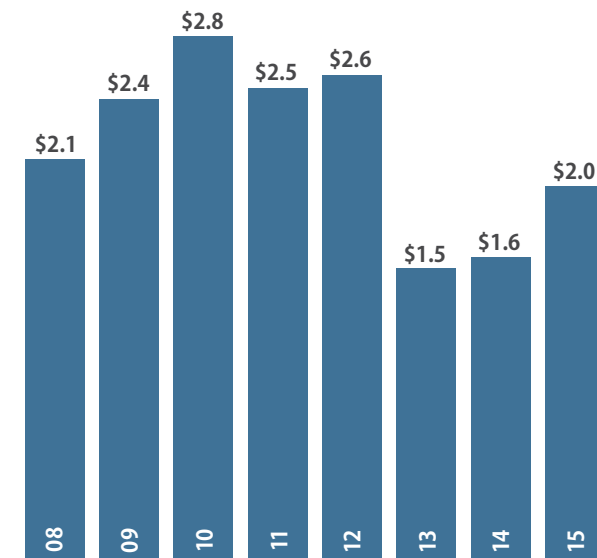
By Service



Top Contractors

Contractor	(M=millions)
Boeing	\$364.5 M
AECOM Global II	\$232.9 M
Patriot Team	\$97.0 M
L-3 Communications	\$66.3 M
Computer Sciences Corporation	\$55.1 M
Finmeccanica	\$53.6 M
Cherokee Nation	\$48.9 M
Chugach Alaska Corporation	\$41.2 M
Choctaw Manufacturing Defense Contractors	\$30.8 M
CymSTAR Services	\$26.0 M

Value of Contract Awards Performed (Billions)



\$4.7 BILLION
SPENT IN STATE

#25
IN NATION

2.6%
OF STATE GDP

#19
IN NATION

% OF TOTAL U.S.
DEFENSE SPENDING

1.1%

PER RESIDENT
SPENDING

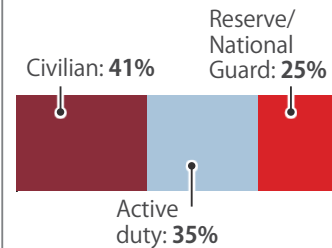
\$1,198

DEFENSE PERSONNEL

\$2.7 Billion
TOTAL PAYROLL

57,080
TOTAL PERSONNEL

Allocation, By Type



Top Personnel Locations

- Oklahoma County**
22,635
- Comanche County**
14,105
- Cleveland County**
5,304
- Tulsa County**
4,100
- Jackson County**
2,057
- Garfield County**
1,661
- Pittsburg County**
850
- Stephens County**
701
- Muskogee County**
471
- Canadian County**
317

OKLAHOMA

TOP DEFENSE SPENDING LOCATIONS

(M=millions B=billions)

