

**#32**  
IN NATION

**\$3.1 BILLION**  
SPENT IN STATE

**#14**  
IN NATION

**3.4%**  
OF STATE GDP

**0.8%**

**% OF TOTAL U.S.**  
DEFENSE SPENDING

**\$1,475**

**PER RESIDENT**  
SPENDING

**DEFENSE PERSONNEL**

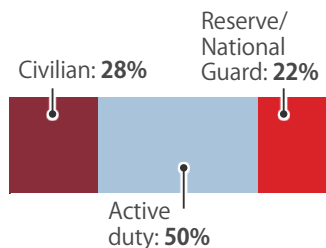
**\$1.2 Billion**

TOTAL PAYROLL

**23,539**

TOTAL PERSONNEL

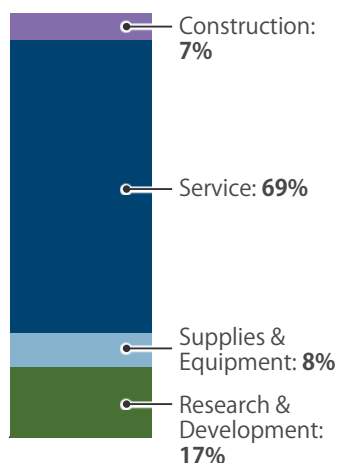
**Allocation, By Type**



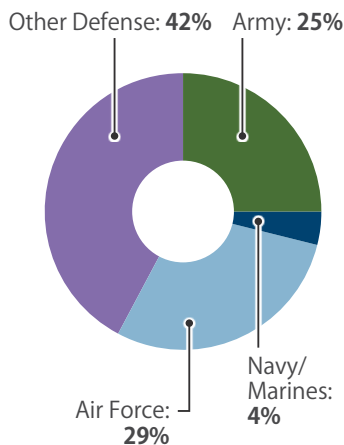
**Top Personnel Locations**

- 1 Bernalillo County**  
8,311
- 2 Curry County**  
4,610
- 3 Otero County**  
4,262
- 4 Dona Ana County**  
2,444
- 5 Sandoval County**  
921
- 6 Roosevelt County**  
597
- 7 Santa Fe County**  
551
- 8 Lincoln County**  
245
- 9 Los Alamos County**  
229
- 10 San Juan County**  
228

**By Type**



**By Service**

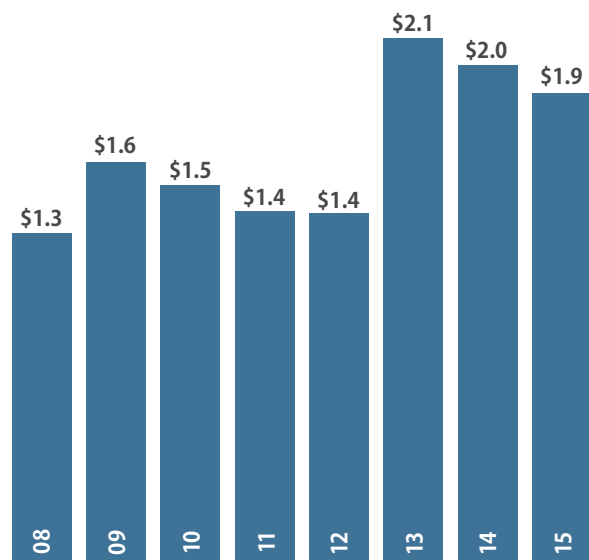


**Top Contractors**

(M=millions)

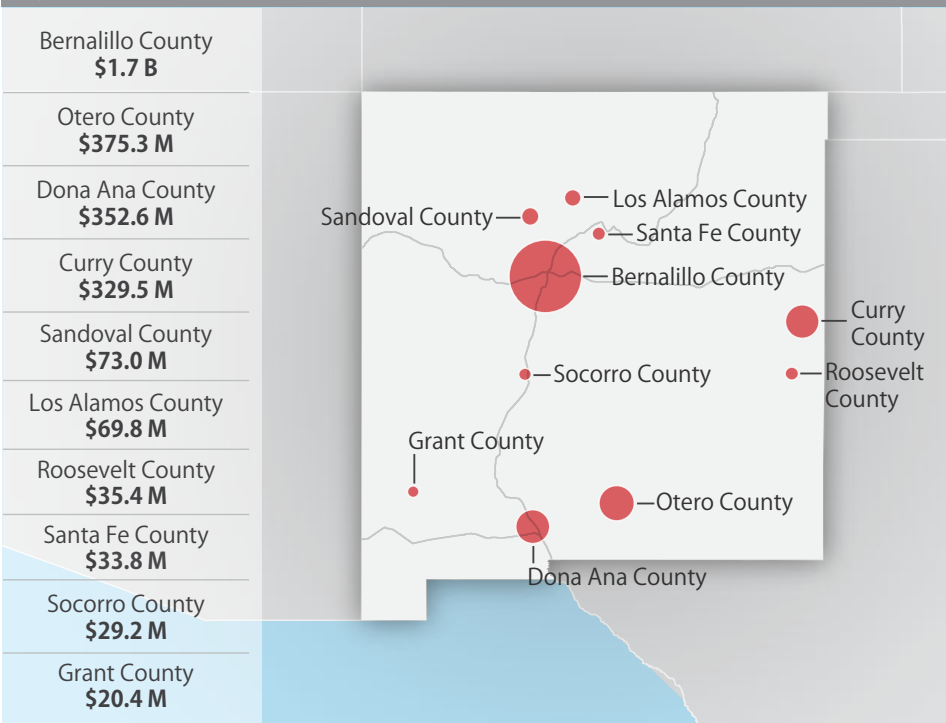
Lockheed Martin	\$650.4 M
Applied Research Associates	\$68.1 M
Honeywell	\$60.8 M
Los Alamos National Security	\$50.5 M
TRAX International	\$46.6 M
Boeing	\$37.5 M
CAE	\$25.4 M
M1 Support Services	\$25.4 M
The Analytical Sciences Corporation	\$20.8 M
Leidos	\$20.5 M

**Value of Contract Awards Performed (Billions)**



**TOP DEFENSE SPENDING LOCATIONS**

(M=millions B=billions)



**NEW MEXICO**