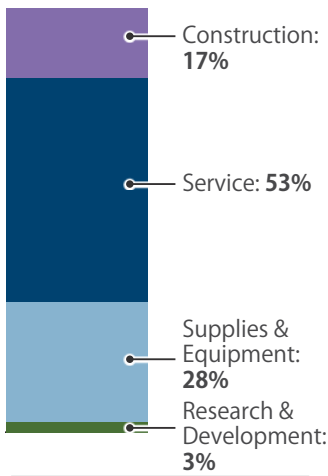
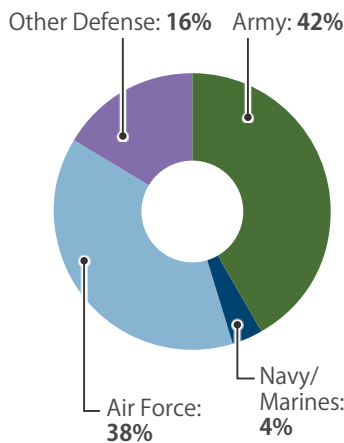


CONTRACTS

By Type



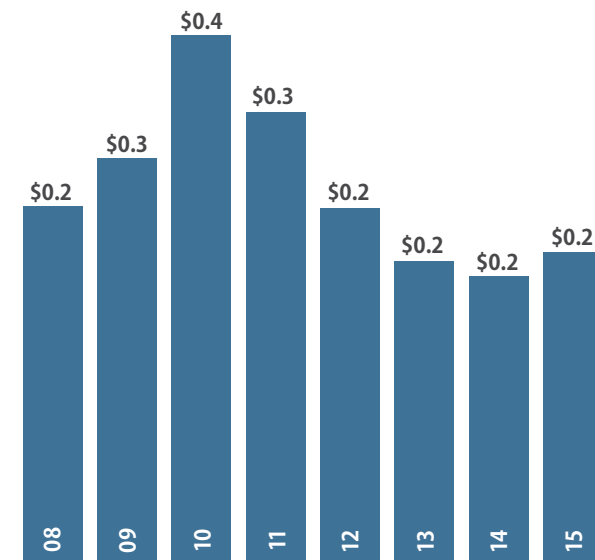
By Service



Top Contractors

Contractor	(M=millions)
S&K Global Solutions	\$17.9 M
S&K Aerospace	\$12.2 M
ASI Constructors	\$10.5 M
T&L Sales	\$10.4 M
James Talcott Construction	\$9.4 M
PRI-ER, JV	\$8.4 M
National General	\$6.5 M
CDM Smith	\$6.0 M
Wadsworth Plumbing & Heating	\$4.8 M
Pick Electric, Inc.	\$4.5 M

Value of Contract Awards Performed (Billions)



\$519.0 MILLION
SPENT IN STATE

#48
IN NATION

1.1%
OF STATE GDP

#38
IN NATION

% OF TOTAL U.S.
DEFENSE SPENDING

0.1%

PER RESIDENT
SPENDING

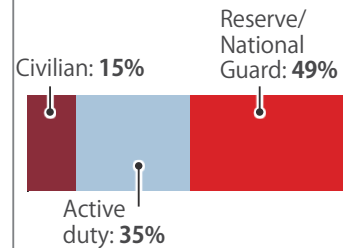
\$502

DEFENSE PERSONNEL

\$304.8 Million
TOTAL PAYROLL

9,185
TOTAL PERSONNEL

Allocation, By Type

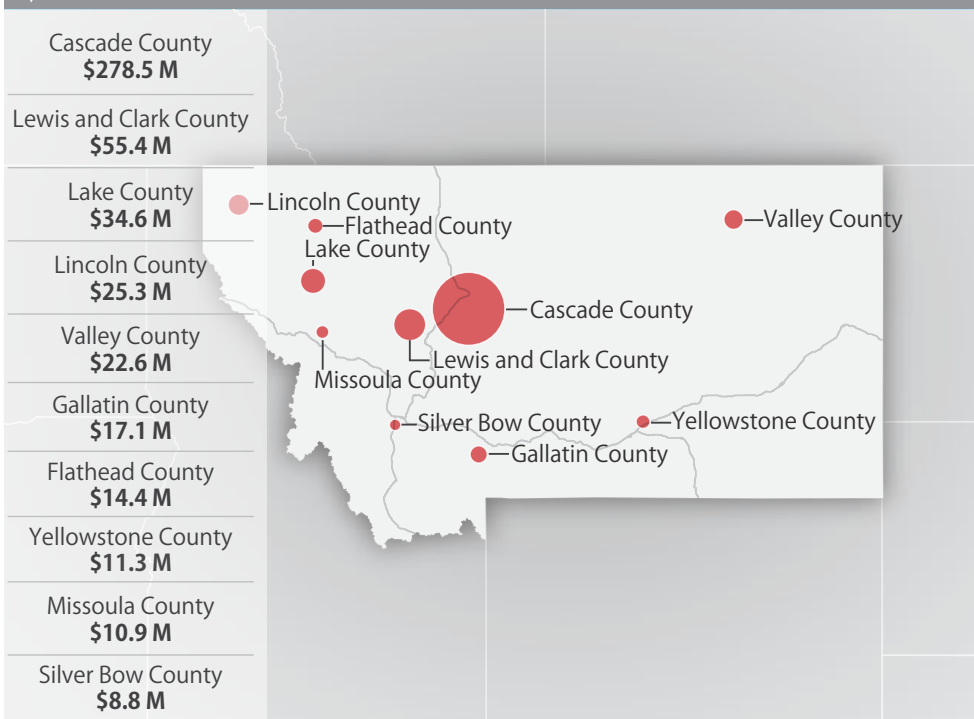


Top Personnel Locations

- Cascade County**
4,786
- Lewis and Clark County**
1,635
- Yellowstone County**
671
- Gallatin County**
436
- Missoula County**
294
- Flathead County**
290
- Ravalli County**
134
- Silver Bow County**
89
- Glacier County**
84
- Fergus County**
78

TOP DEFENSE SPENDING LOCATIONS

(M=millions)



MONTANA