

#11
IN NATION

\$10.6 BILLION
SPENT IN STATE

#11
IN NATION

3.7%
OF STATE GDP

2.6%

% OF TOTAL U.S.
DEFENSE SPENDING

\$1,739

PER RESIDENT
SPENDING

DEFENSE PERSONNEL

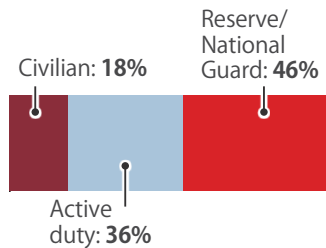
\$1.5 Billion

TOTAL PAYROLL

43,020

TOTAL PERSONNEL

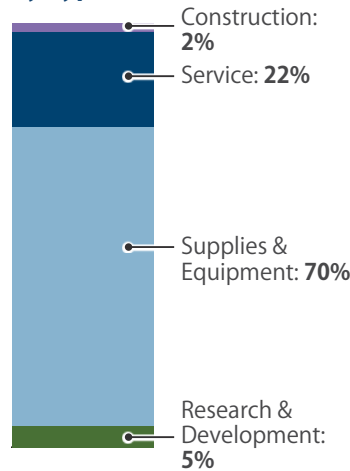
Allocation, By Type



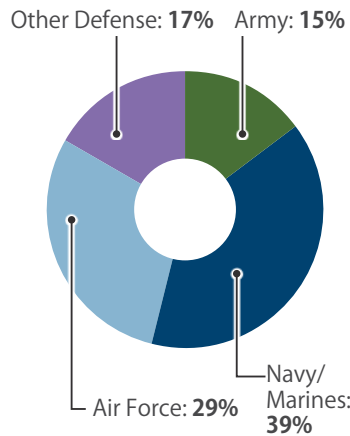
Top Personnel Locations

- 1 Pulaski County**
11,948
- 2 Johnson County**
6,703
- 3 St. Louis County**
3,359
- 4 Greene County**
1,987
- 5 Buchanan County**
1,723
- 6 Cole County**
1,557
- 7 Phelps County**
1,448
- 8 Platte County**
1,322
- 9 Jackson County**
1,110
- 10 Clay County**
1,091

By Type



By Service

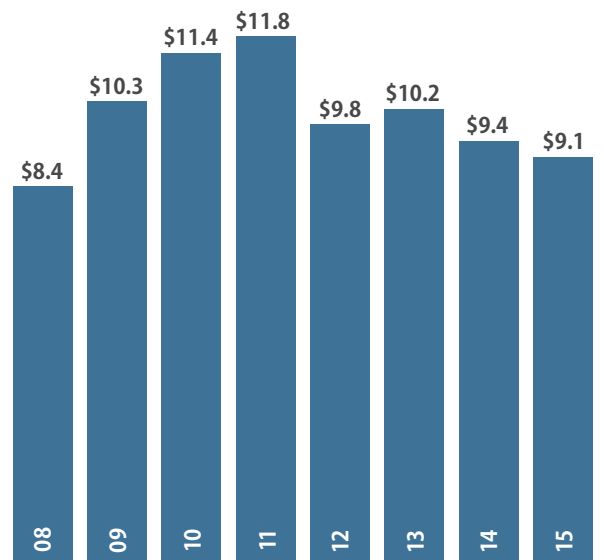


Top Contractors

(M=millions B=billions)

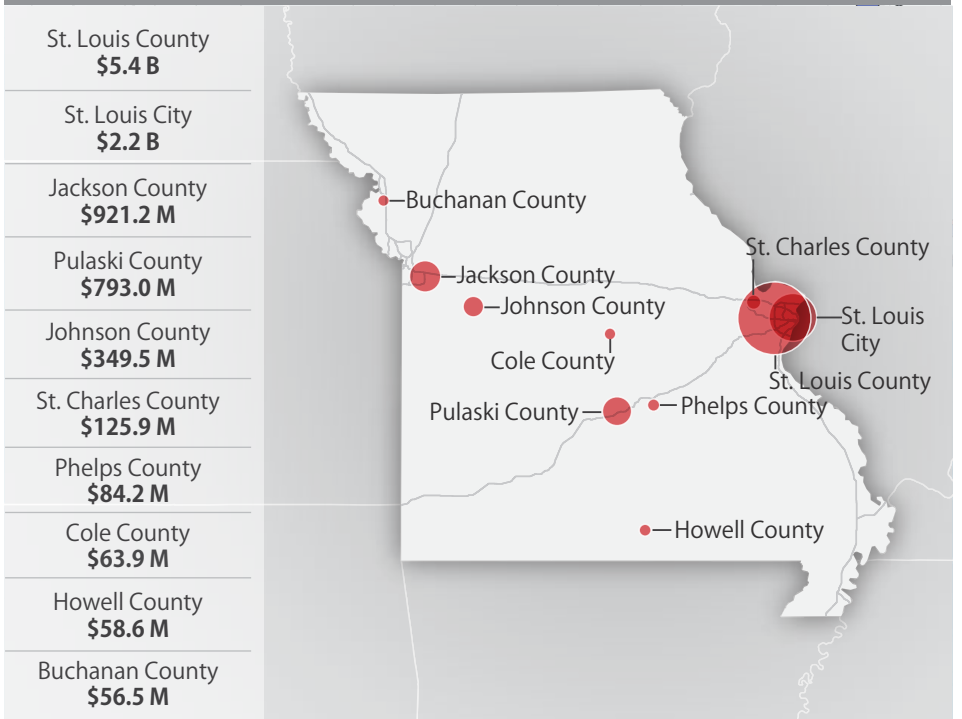
Boeing	\$6.4 B
Express Scripts	\$478.2 M
Alliant Techsystems	\$390.3 M
Honeywell	\$339.1 M
World Wide Technology	\$208.7 M
Graybar	\$102.2 M
Finmeccanica	\$87.8 M
Computer Sciences Corporation	\$44.0 M
GKN	\$40.0 M
Herndon Products, Inc.	\$33.3 M

Value of Contract Awards Performed (Billions)



TOP DEFENSE SPENDING LOCATIONS

(M=millions B=billions)



MISSOURI