

#10
IN NATION

\$12.2 BILLION
SPENT IN STATE

#18
IN NATION

2.6%
OF STATE GDP

3.0%

% OF TOTAL U.S.
DEFENSE SPENDING

\$1,795

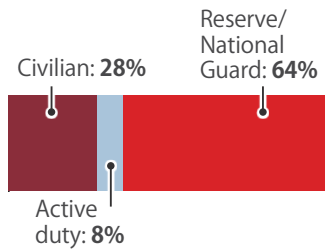
PER RESIDENT
SPENDING

DEFENSE PERSONNEL

\$981.2 Million
TOTAL PAYROLL

24,174
TOTAL PERSONNEL

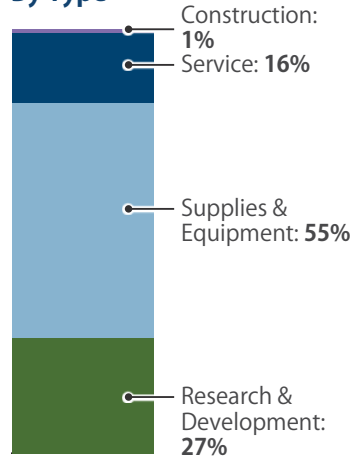
Allocation, By Type



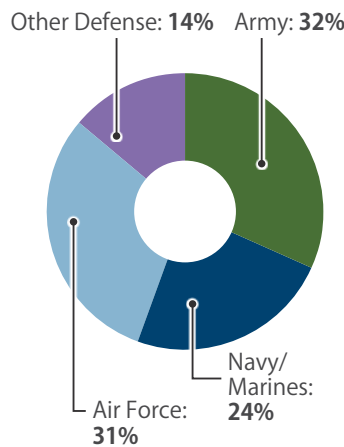
Top Personnel Locations

- 1 Middlesex County**
7,637
- 2 Hampden County**
5,258
- 3 Worcester County**
3,457
- 4 Barnstable County**
2,254
- 5 Suffolk County**
1,528
- 6 Hampshire County**
944
- 7 Bristol County**
854
- 8 Plymouth County**
811
- 9 Norfolk County**
514
- 10 Essex County**
454

By Type



By Service

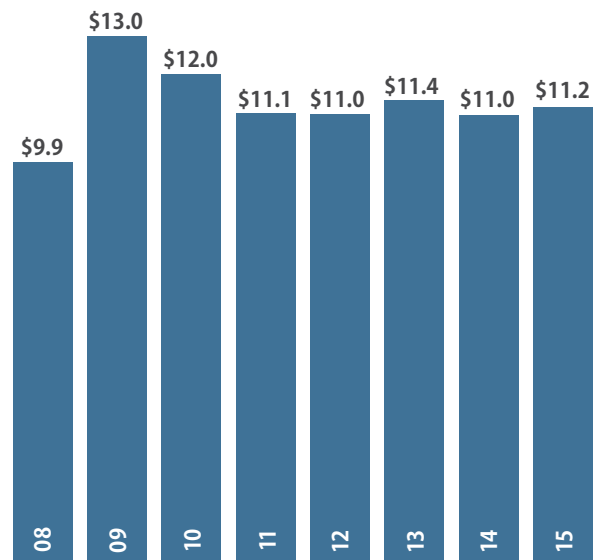


Top Contractors

(M=millions B=billions)

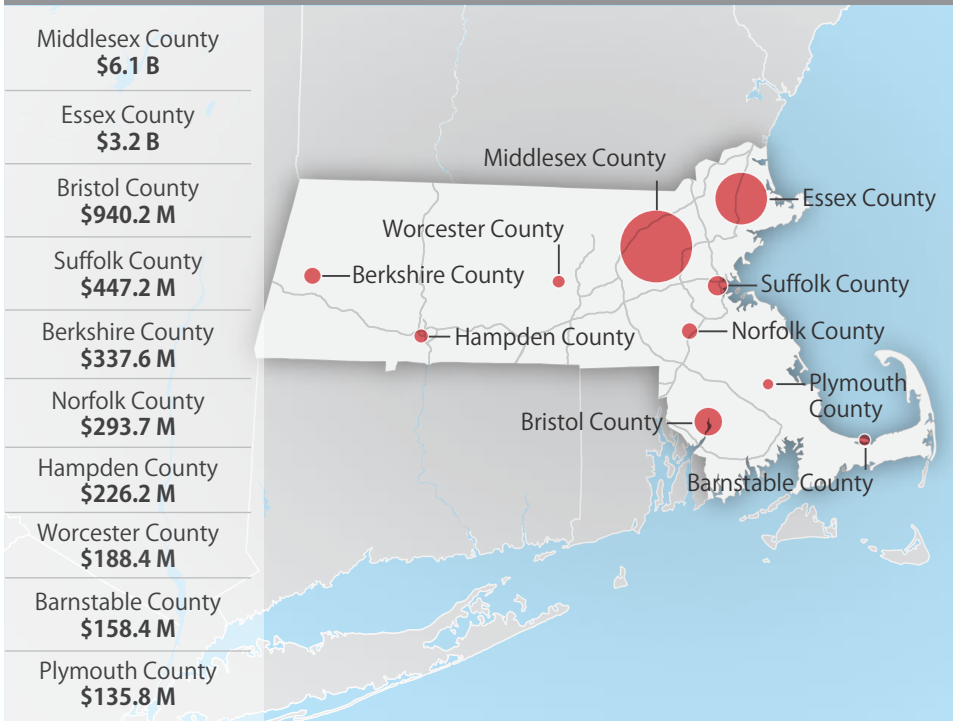
Raytheon	\$3.9 B
Massachusetts Institute of Technology	\$1.6 B
General Dynamics	\$1.3 B
General Electric	\$1.1 B
MITRE	\$299.3 M
Textron	\$272.4 M
Draper Laboratory	\$272.3 M
Jacobs Engineering Group	\$155.7 M
Brighton Marine Health Center	\$139.2 M
United Technologies	\$138.7 M

Value of Contract Awards Performed (Billions)



TOP DEFENSE SPENDING LOCATIONS

(M=millions B=billions)



MASSACHUSETTS