

#42
IN NATION

\$1.4 BILLION
SPENT IN STATE

#45
IN NATION

0.8%
OF STATE GDP

0.3%

% OF TOTAL U.S.
DEFENSE SPENDING

\$440

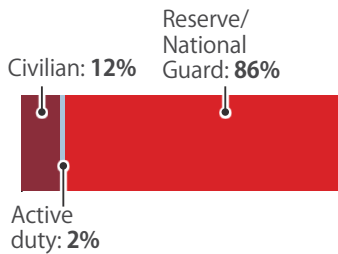
PER RESIDENT
SPENDING

DEFENSE PERSONNEL

\$297.9 Million
TOTAL PAYROLL

12,969
TOTAL PERSONNEL

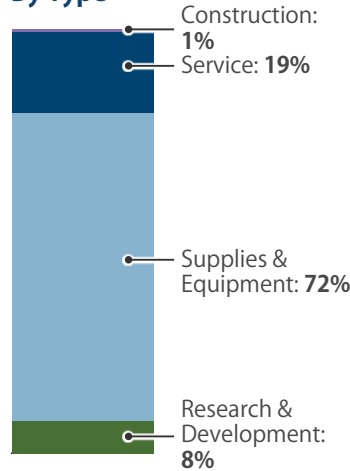
Allocation, By Type



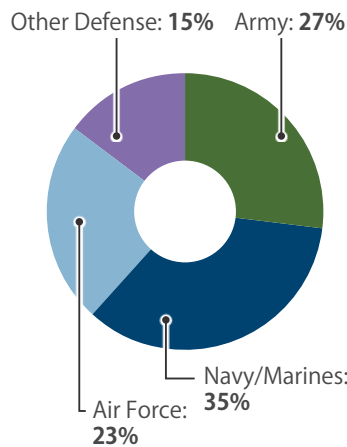
Top Personnel Locations

- 1 Polk County**
3,800
- 2 Woodbury County**
1,528
- 3 Linn County**
807
- 4 Scott County**
733
- 5 Black Hawk County**
624
- 6 Johnson County**
541
- 7 Story County**
524
- 8 Pottawattamie County**
295
- 9 Dubuque County**
273
- 10 Marshall County**
268

By Type



By Service

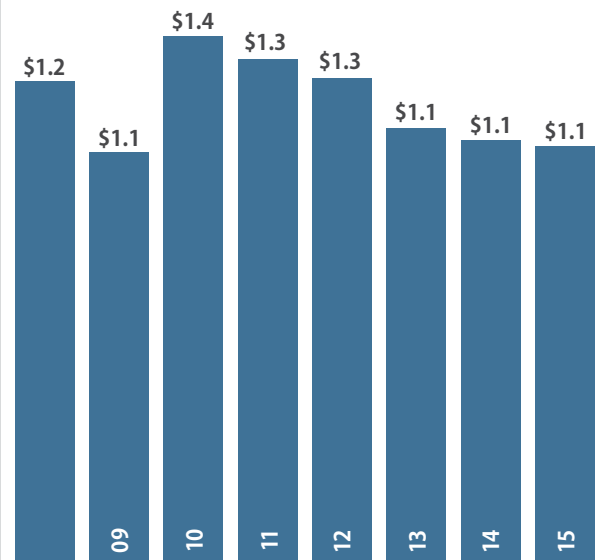


Top Contractors

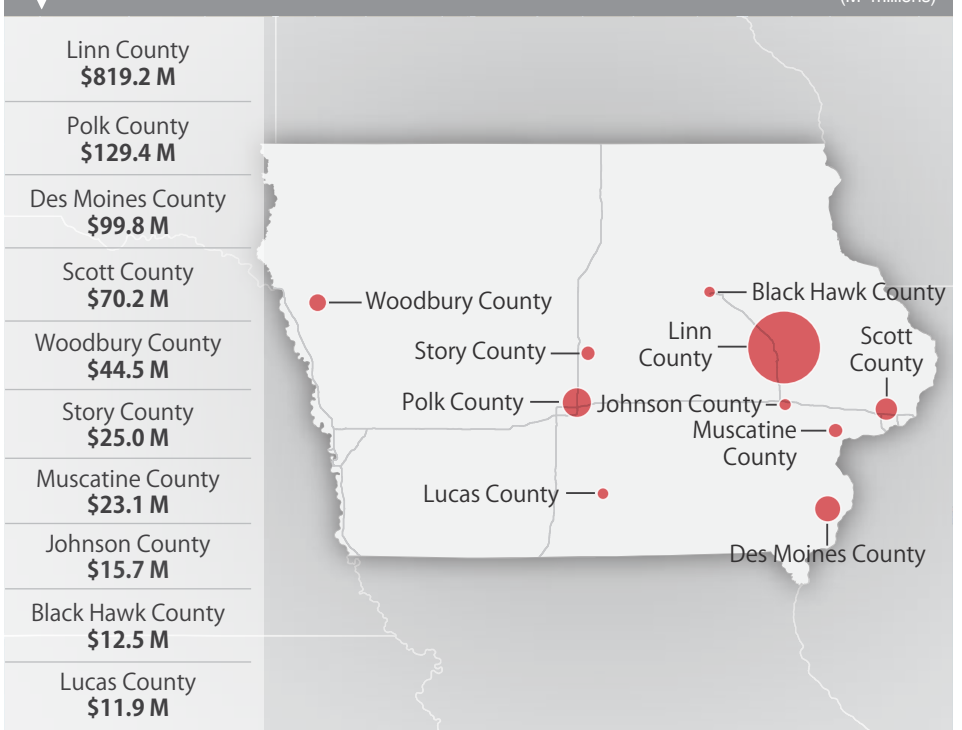
(M=millions)

Rockwell Collins	\$648.6 M
Data Link Solutions	\$137.2 M
American Ordnance	\$86.7 M
Cobham	\$37.6 M
HNI Corporation	\$12.5 M
Johnson Machine Works	\$10.6 M
J. F. Brennan Company	\$10.3 M
United Technologies	\$7.4 M
Dexter Apache Holdings	\$7.4 M
NewLink Genetics	\$6.7 M

Value of Contract Awards Performed (Billions)



TOP DEFENSE SPENDING LOCATIONS



IOWA