

#18
IN NATION

\$7.8 BILLION
SPENT IN STATE

#2
IN NATION

9.8%
OF STATE GDP

1.9%

% OF TOTAL U.S.
DEFENSE SPENDING

\$5,415

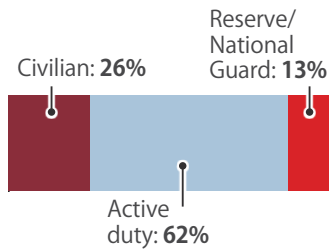
PER RESIDENT
SPENDING

DEFENSE PERSONNEL

\$5.7 Billion
TOTAL PAYROLL

73,487
TOTAL PERSONNEL

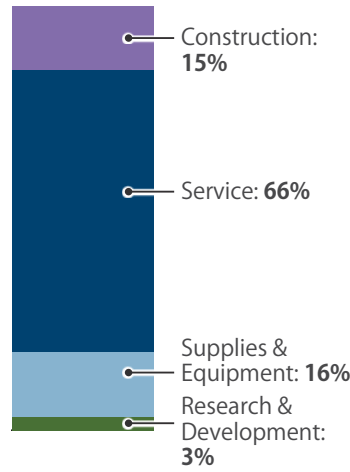
Allocation, By Type



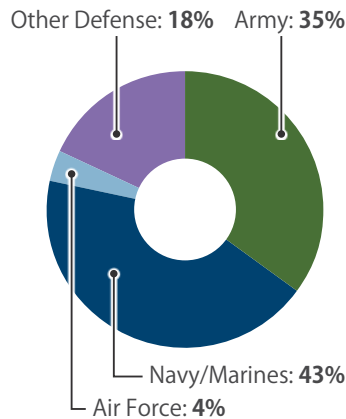
Top Personnel Locations

- 1 Honolulu County**
62,951
- 2 Maui + Kalawao County**
602
- 3 Hawaii County**
595
- 4 Kauai County**
256

By Type



By Service

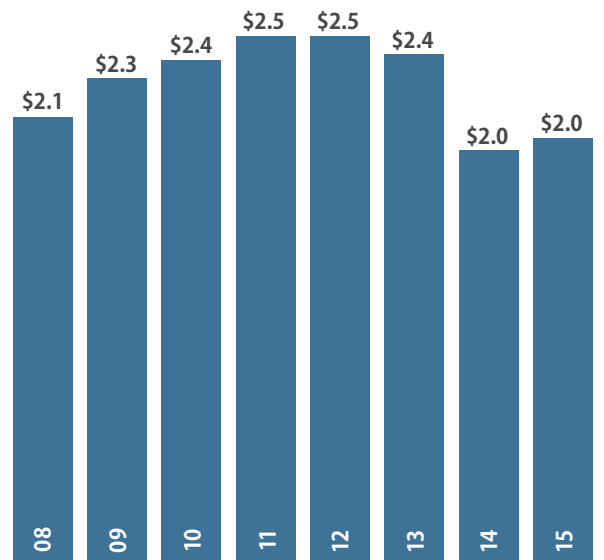


Top Contractors

(M=millions)

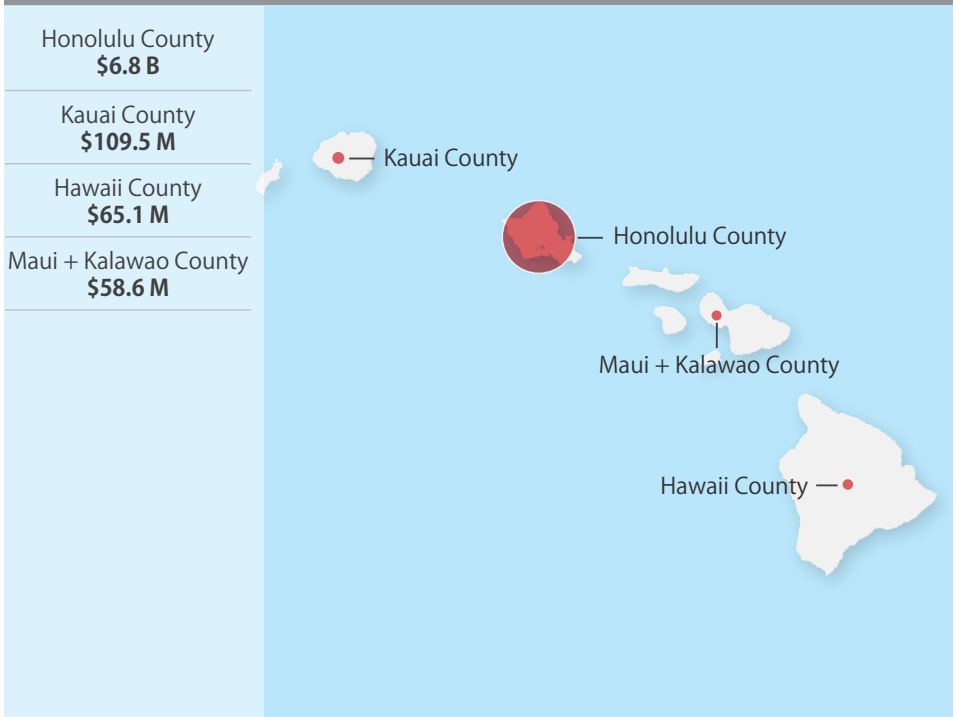
BAE Systems	\$168.6 M
Tesoro	\$110.2 M
Manu Kai	\$62.7 M
Raytheon	\$50.9 M
Ocean House Builders	\$41.3 M
J & J Worldwide Services	\$30.9 M
AT&T	\$28.0 M
Hensel Phelps Construction	\$27.8 M
NAN-Samsung	\$25.4 M
Y. Hata	\$25.2 M

Value of Contract Awards Performed (Billions)



TOP DEFENSE SPENDING LOCATIONS

(M=millions B=billions)



HAWAII