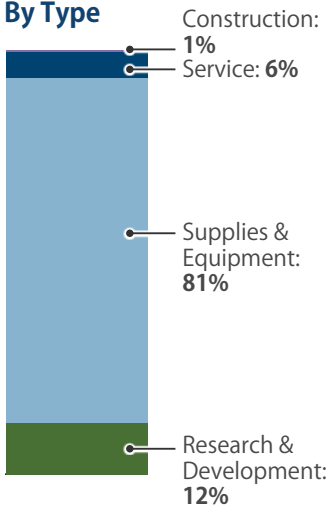
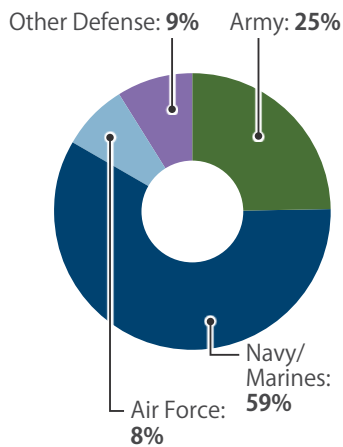


## CONTRACTS

### By Type



### By Service

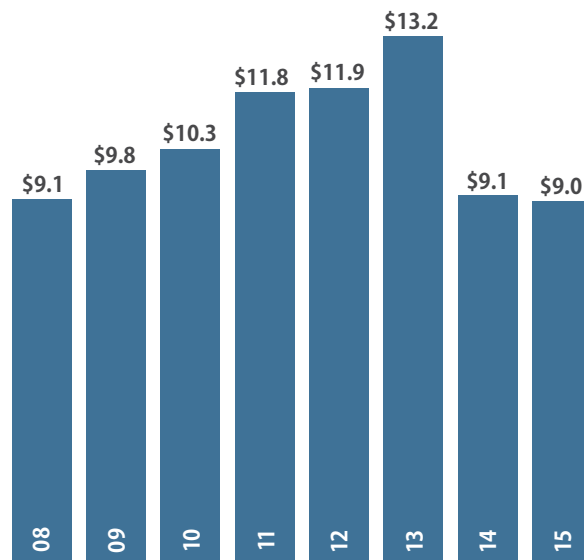


### Top Contractors

(M=millions B=billions)

United Technologies	\$5.7 B
General Dynamics	\$2.6 B
Colt Defense Holding	\$23.4 M
Triumph Group	\$15.3 M
Finmeccanica	\$15.1 M
Sonolysts	\$14.8 M
SPX Corporation	\$14.4 M
Cutter Enterprises	\$14.0 M
Kaman	\$13.2 M
Treadwell	\$13.1 M

### Value of Contract Awards Performed (Billions)



**\$9.7 BILLION**  
SPENT IN STATE

**#14**  
IN NATION

**3.8%**  
OF STATE GDP

**#10**  
IN NATION

**% OF TOTAL U.S.**  
DEFENSE SPENDING

**2.4%**

**PER RESIDENT**  
SPENDING

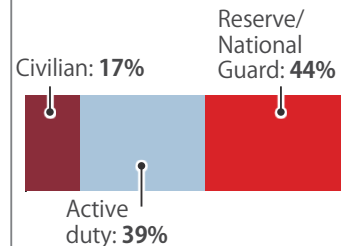
**\$2,701**

### DEFENSE PERSONNEL

**\$698.0 Million**  
TOTAL PAYROLL

**15,414**  
TOTAL PERSONNEL

#### Allocation, By Type



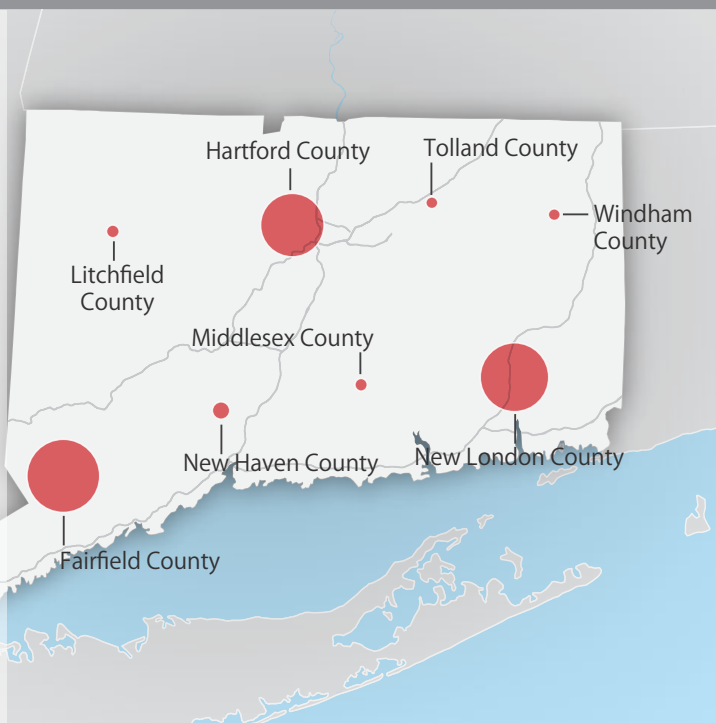
### Top Personnel Locations

- New London County** 6,302
- Hartford County** 3,953
- New Haven County** 1,423
- Fairfield County** 776
- Middlesex County** 408
- Windham County** 200
- Litchfield County** 106
- Tolland County** 65

### TOP DEFENSE SPENDING LOCATIONS

(M=millions B=billions)

Fairfield County	\$3.5 B
New London County	\$3.1 B
Hartford County	\$2.7 B
New Haven County	\$140.6 M
Middlesex County	\$33.7 M
Litchfield County	\$29.1 M
Windham County	\$23.4 M
Tolland County	\$17.2 M



**CONNECTICUT**