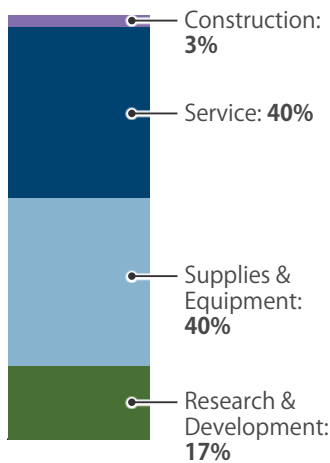
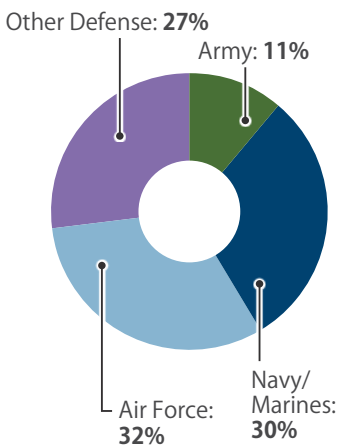


CONTRACTS

By Type



By Service

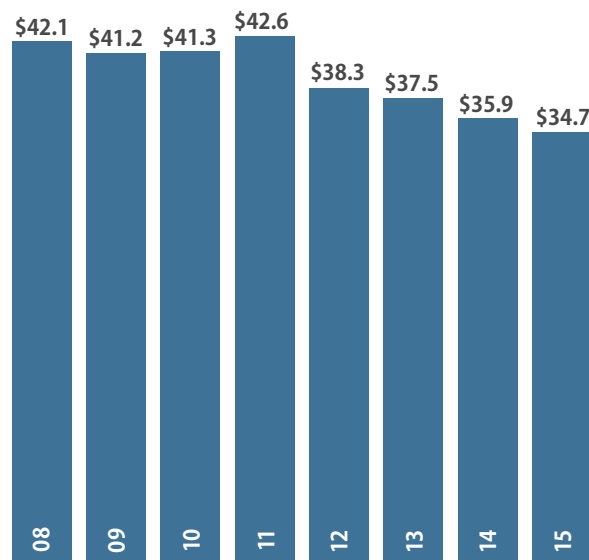


Top Contractors

(M=millions B=billions)

Lockheed Martin	\$4.6 B
Boeing	\$2.9 B
Health Net, Inc.	\$2.6 B
McKesson	\$2.1 B
General Atomic Technologies	\$2.0 B
Northrop Grumman	\$1.9 B
The Aerospace Corporation	\$1.2 B
Raytheon	\$1.1 B
General Dynamics	\$998.2 M
Huntington Ingalls	\$876.8 M

Value of Contract Awards Performed (Billions)



\$49.3 BILLION
SPENT IN STATE

#2
IN NATION

2.1%
OF STATE GDP

#24
IN NATION

% OF TOTAL U.S.
DEFENSE SPENDING

12.1%

PER RESIDENT
SPENDING

\$1,260

DEFENSE PERSONNEL

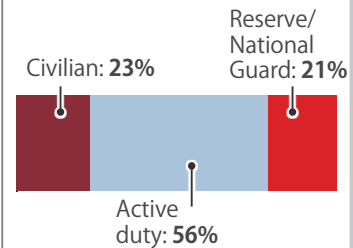
\$14.6 Billion

TOTAL PAYROLL

269,540

TOTAL PERSONNEL

Allocation, By Type

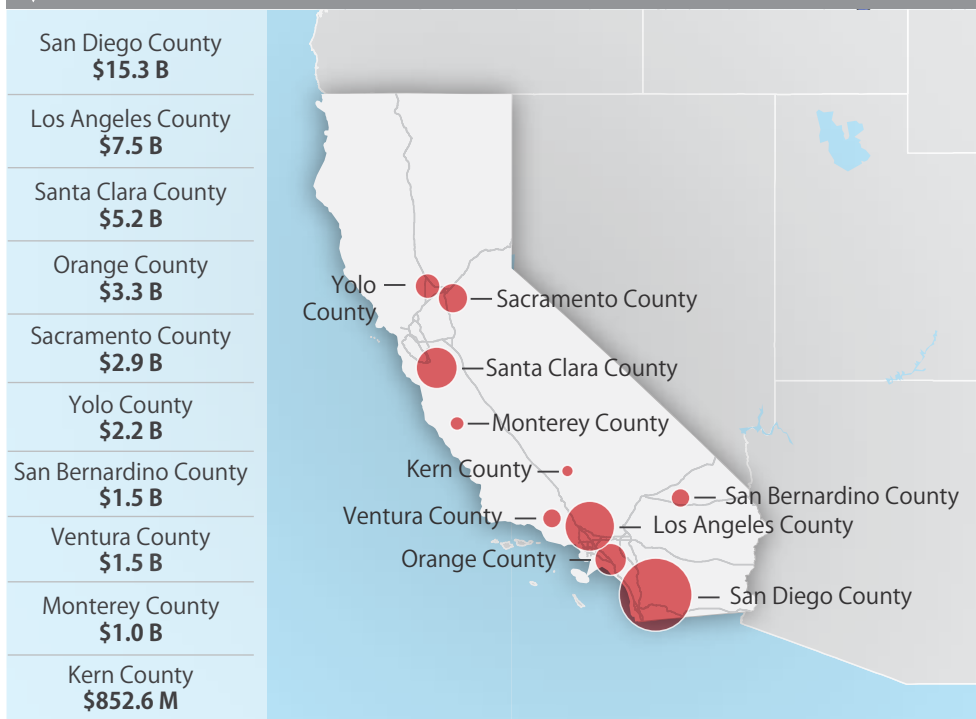


Top Personnel Locations by County

- San Diego County**
110,204
- Los Angeles County**
22,969
- San Bernardino County**
16,331
- Riverside County**
10,243
- Ventura County**
9,872
- Solano County**
9,594
- Monterey County**
8,996
- Kern County**
5,130
- Kings County**
4,320
- Alameda County**
4,289

TOP DEFENSE SPENDING LOCATIONS

(M=millions B=billions)



CALIFORNIA