
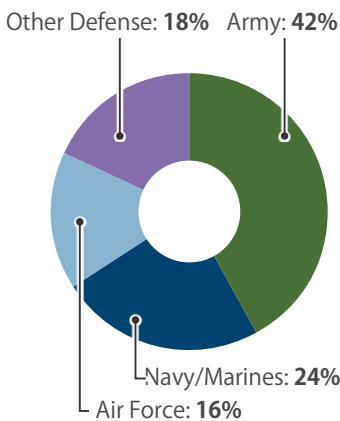


## CONTRACTS

### By Type



### By Service

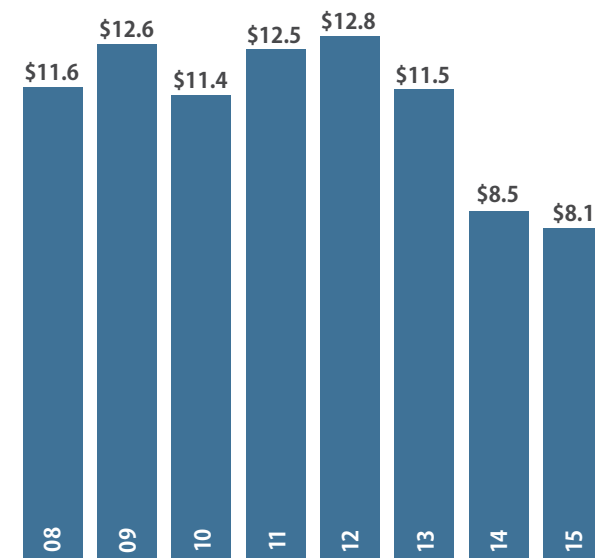


### Top Contractors

(M=millions B=billions)

Raytheon	\$4.2 B
Boeing	\$1.5 B
General Dynamics	\$319.0 M
Honeywell	\$294.5 M
Patriarch Partners	\$135.0 M
Northrop Grumman	\$128.3 M
TRAX International	\$87.8 M
Robertson Fuel Systems	\$73.4 M
BAE Systems	\$58.0 M
Orbital Sciences Corporation	\$56.2 M

### Value of Contract Awards Performed (Billions)



**\$10.0 BILLION**  
SPENT IN STATE

**#12**  
IN NATION

**3.4%**  
OF STATE GDP

**#13**  
IN NATION

**% OF TOTAL U.S.**  
DEFENSE SPENDING

**2.4%**

**PER RESIDENT**  
SPENDING

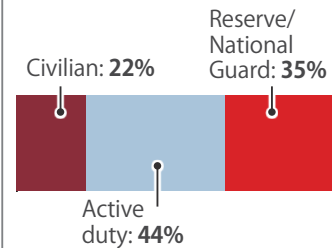
**\$1,462**

### DEFENSE PERSONNEL

**\$1.9 Billion**  
TOTAL PAYROLL

**42,547**  
TOTAL PERSONNEL

### Allocation, By Type

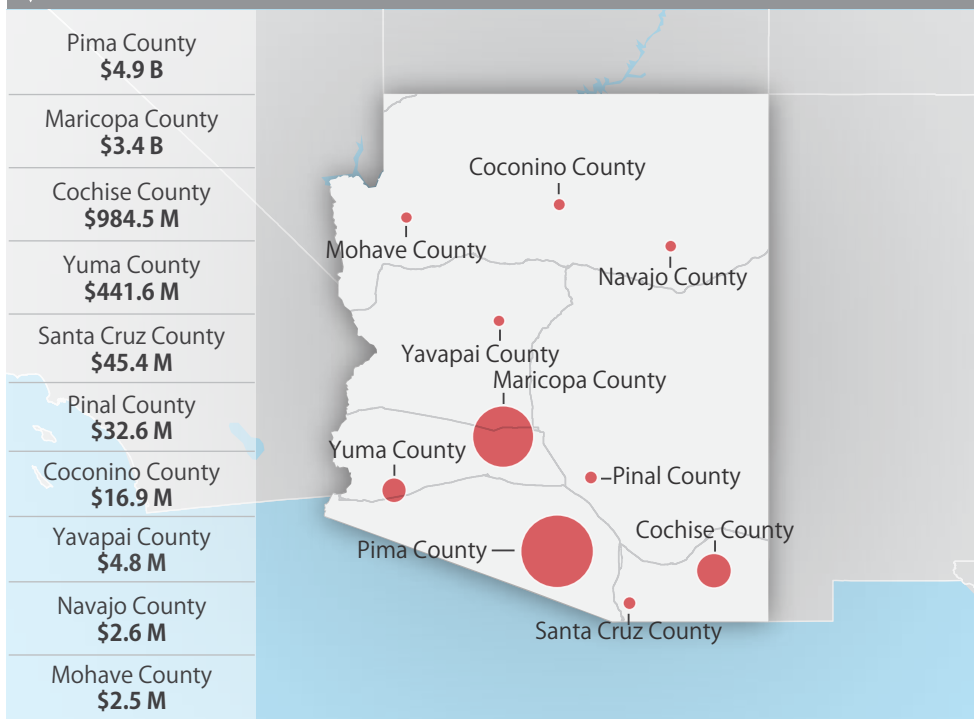


### Top Personnel Locations

1	<b>Maricopa County</b> 12,802
2	<b>Pima County</b> 11,959
3	<b>Yuma County</b> 6,015
4	<b>Cochise County</b> 5,784
5	<b>Santa Cruz County</b> 513
6	<b>Coconino County</b> 382
7	<b>Yavapai County</b> 217
8	<b>Navajo County</b> 145
9	<b>Pinal County</b> 120
10	<b>Graham County</b> 43

### TOP DEFENSE SPENDING LOCATIONS

(M=millions B=billions)



**ARIZONA**