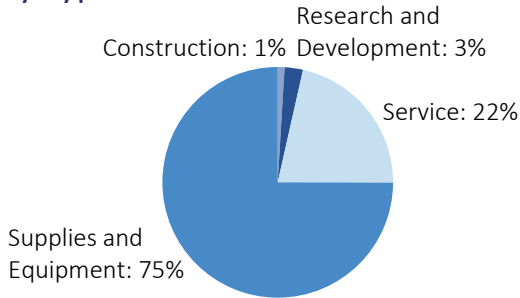


# WEST VIRGINIA

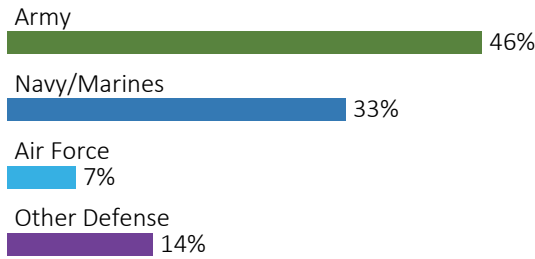
<b>#44</b> \$0.8 B SPENT IN STATE	<b>#44</b> 1.0% OF STATE GDP	<b>0.2%</b> OF TOTAL U.S. DEFENSE SPENDING	<b>\$438</b> PER RESIDENT	<b>#45</b> \$0.5 B CONTRACT SPENDING	<b>#45</b> 10,370 NUMBER OF PERSONNEL	<b>#48</b> \$0.3 B PERSONNEL SPENDING
---	---------------------------------	--	------------------------------	--	---	---

## DEFENSE CONTRACTS

### By Type



### By Service



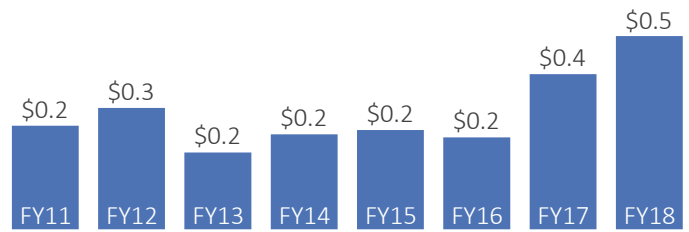
### Top Defense Contractors

(M = millions)

Northrop Grumman	\$243.9 M
Boeing	\$33.0 M
Leidos	\$21.8 M
Aero International	\$21.3 M
4D Tech Solutions Inc.	\$5.7 M
Rockwell Collins	\$4.5 M
Electronic Warfare Associates	\$4.3 M
United Technologies	\$4.2 M
Parsons Corp.	\$4.2 M
Cooper Materials Handling Inc.	\$4.1 M

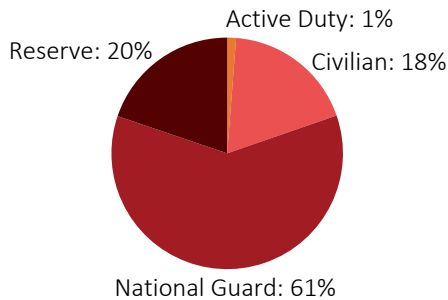
### Contract Awards Performed

(by fiscal year, billions)



## DEFENSE PERSONNEL

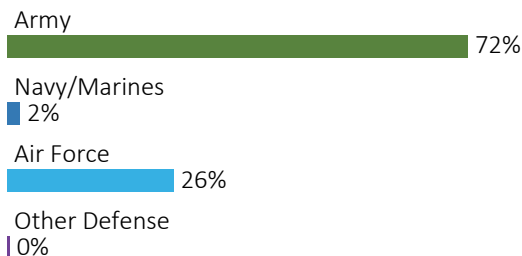
### Allocations, By Type



**\$328.0 MILLION**  
TOTAL PAYROLL

**10,370**  
TOTAL PERSONNEL

### Allocations, By Service



### Top Defense Personnel Locations

County	Active Duty	Civilian	National Guard	Reserve	Total
Kanawha	16	437	1,589	424	2,466
Berkeley	ND	297	1,185	33	ND
Wood	ND	62	333	197	ND
Putnam	ND	123	451	17	ND
Preston	ND	63	385	67	ND
Ohio	ND	73	104	317	ND
Cabell	25	450	ND	ND	ND
Wayne	ND	34	316	91	ND
Fayette	ND	13	377	ND	ND
Monongalia	16	11	125	153	305

Data sources: DoD's Defense Manpower Data Center; DoD's Procurement and Acquisition Policy; DoD's Military Installations, Ranges and Training Areas; USASpending.gov; U.S. Bureau of Economic Analysis; U.S. Census Bureau; and U.S. Department of Housing and Urban Development.

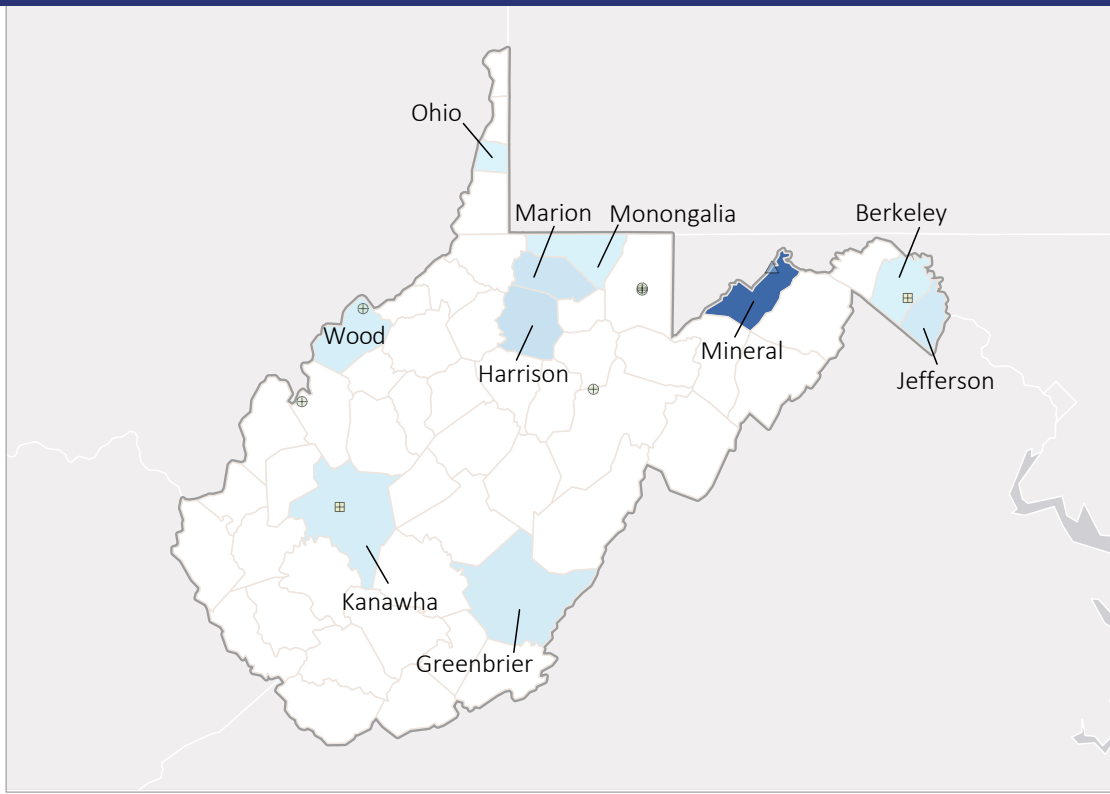
# WEST VIRGINIA

FISCAL YEAR 2018

## TOP DEFENSE CONTRACT SPENDING LOCATIONS

(M = millions)

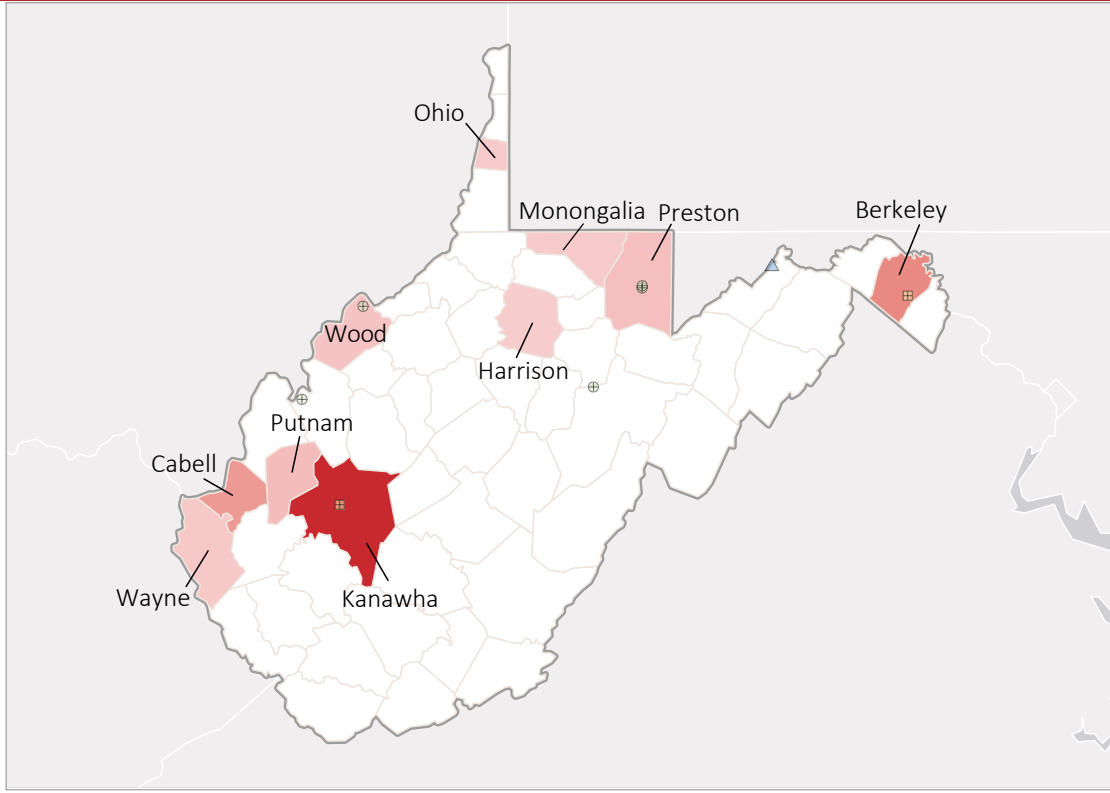
- Mineral  
**\$266.3 M**
- Harrison  
**\$38.3 M**
- Marion  
**\$30.0 M**
- Jefferson  
**\$21.3 M**
- Greenbrier  
**\$20.2 M**
- Kanawha  
**\$17.1 M**
- Wood  
**\$14.0 M**
- Monongalia  
**\$10.2 M**
- Berkeley  
**\$9.1 M**
- Ohio  
**\$5.9 M**



## TOP DEFENSE PERSONNEL SPENDING LOCATIONS

(M = millions)

- Kanawha  
**\$96.8 M**
- Berkeley  
**\$47.8 M**
- Cabell  
**\$38.1 M**
- Putnam  
**\$17.6 M**
- Preston  
**\$16.1 M**
- Wood  
**\$13.7 M**
- Wayne  
**\$11.0 M**
- Ohio  
**\$10.2 M**
- Monongalia  
**\$9.7 M**
- Harrison  
**\$8.6 M**



■ AF Active  
 ■ AF Guard  
 □ AF Reserve  
 ● Army Active  
 ⊕ Army Guard  
 ○ Army Reserve  
 ◆ MC Active  
 ▲ Navy Active  
 ✱ WHS