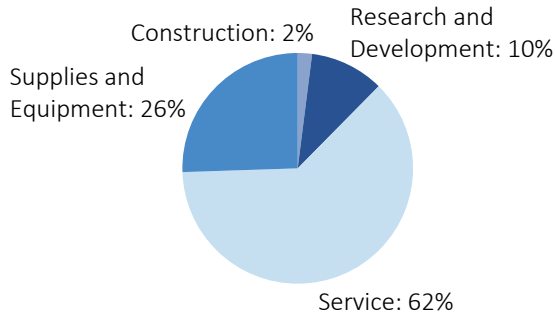


# VIRGINIA

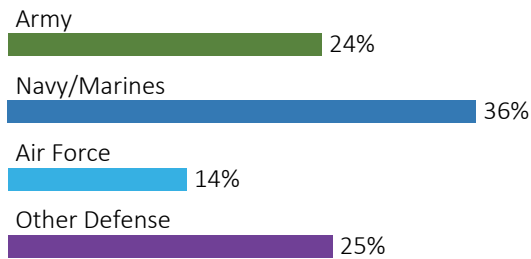
<b>#2</b> \$56.2 B SPENT IN STATE	<b>#1</b> 10.3% OF STATE GDP	<b>11.2%</b> OF TOTAL U.S. DEFENSE SPENDING	<b>\$6,603</b> PER RESIDENT	<b>#3</b> \$38.2 B CONTRACT SPENDING	<b>#2</b> 244,892 NUMBER OF PERSONNEL	<b>#1</b> \$18.0 B PERSONNEL SPENDING
---	------------------------------------	---	--------------------------------	--	---	---

## DEFENSE CONTRACTS

### By Type



### By Service



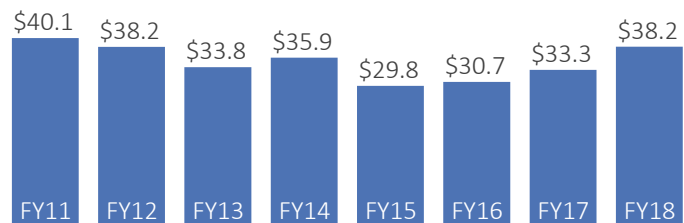
### Top Defense Contractors

(M = millions, B = billions)

Huntington Ingalls	\$2.2 B
Booz Allen Hamilton	\$1.9 B
Northrop Grumman	\$1.6 B
General Dynamics	\$1.3 B
CACI	\$1.2 B
Leidos	\$1.0 B
BAE Systems	\$762.8 M
Atlantic Diving Supply	\$703.2 M
Lockheed Martin	\$671.8 M
SAIC	\$562.1 M

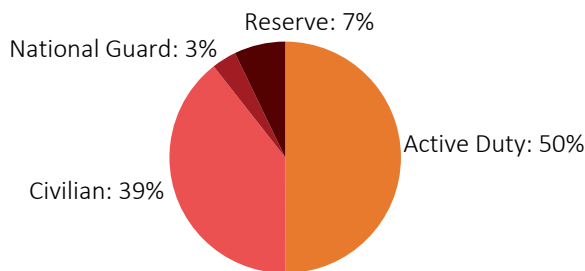
### Contract Awards Performed

(by fiscal year, billions)

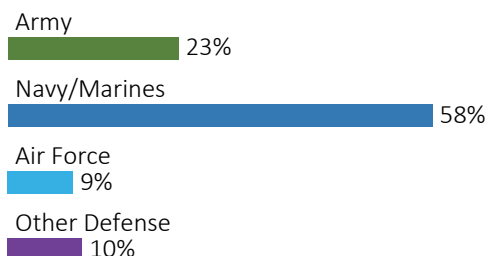


## DEFENSE PERSONNEL

### Allocations, By Type



### Allocations, By Service



**\$18.0 BILLION**  
TOTAL PAYROLL

**244,892**  
TOTAL PERSONNEL

### Top Defense Personnel Locations

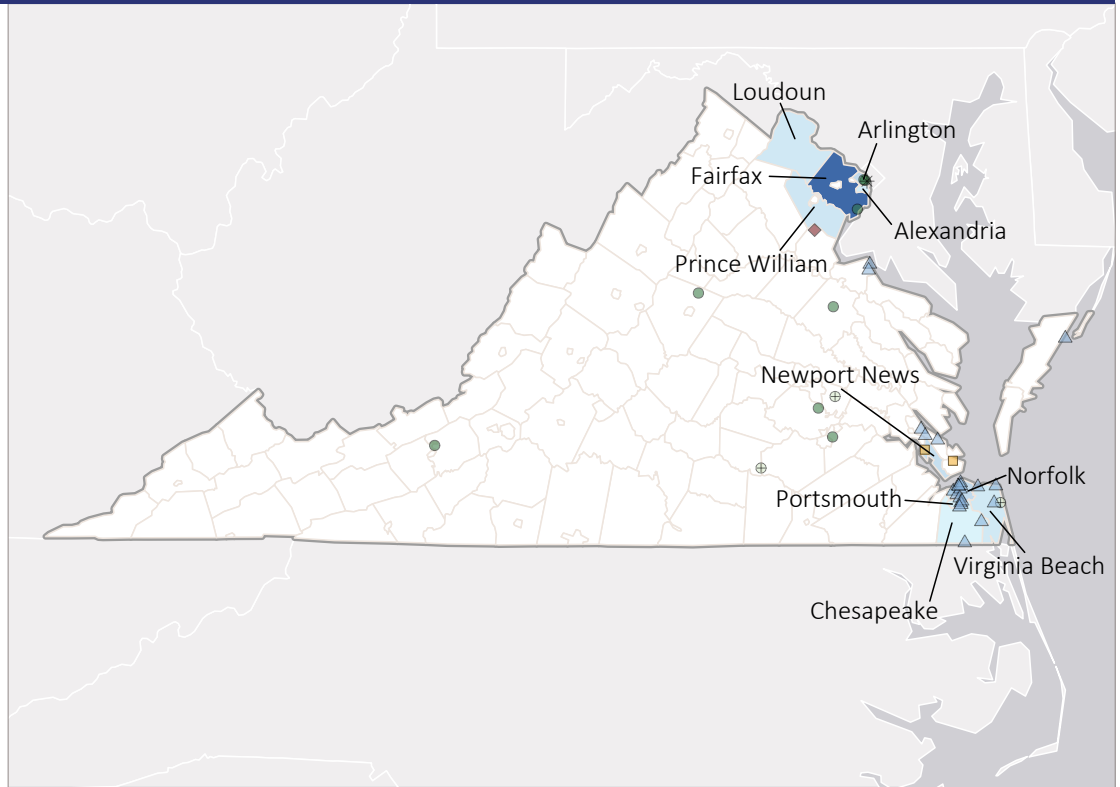
County	Active Duty	Civilian	National Guard	Reserve	Total
Norfolk	16,184	16,317	291	2,177	34,969
Virginia Beach	16,594	3,565	798	4,445	25,402
Fairfax	6,901	12,080	576	2,886	22,443
Arlington	2,736	15,913	80	165	18,894
Portsmouth	3,674	14,139	124	70	18,007
Prince William	7,822	4,323	281	798	13,224
Prince George	9,063	3,603	ND	452	ND
Newport News	5,751	3,655	ND	1,076	ND
York	7,758	631	979	920	10,288
Accomack	6,792	87	74	717	7,670

Data sources: DoD's Defense Manpower Data Center; DoD's Procurement and Acquisition Policy; DoD's Military Installations, Ranges and Training Areas; USASpending.gov; U.S. Bureau of Economic Analysis; U.S. Census Bureau; and U.S. Department of Housing and Urban Development.

### TOP DEFENSE CONTRACT SPENDING LOCATIONS

(M = millions, B = billions)

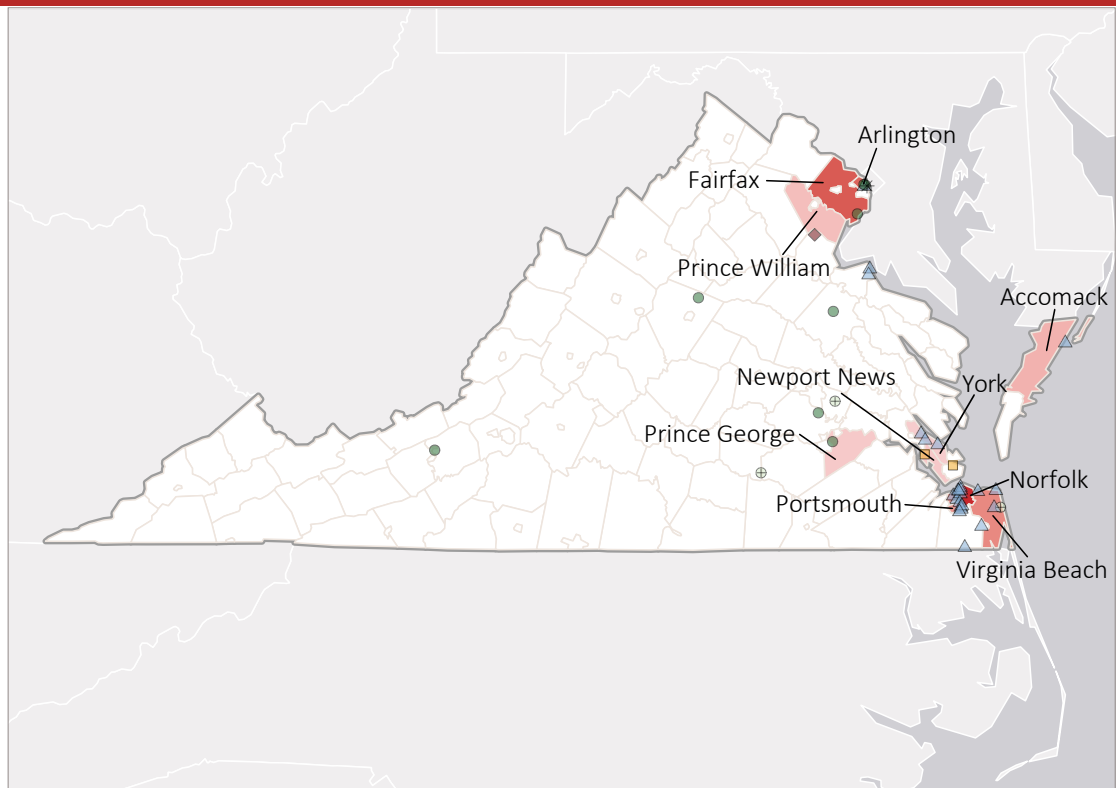
Fairfax	<b>\$16.6 B</b>
Arlington	<b>\$3.4 B</b>
Norfolk	<b>\$3.1 B</b>
Newport News	<b>\$2.7 B</b>
Prince William	<b>\$1.9 B</b>
Loudoun	<b>\$1.7 B</b>
Virginia Beach	<b>\$1.6 B</b>
Alexandria	<b>\$1.3 B</b>
Portsmouth	<b>\$882.2 M</b>
Chesapeake	<b>\$526.0 M</b>



### TOP DEFENSE PERSONNEL SPENDING LOCATIONS

(M = millions, B = billions)

Norfolk	<b>\$2.7 B</b>
Fairfax	<b>\$2.2 B</b>
Arlington	<b>\$2.0 B</b>
Virginia Beach	<b>\$1.5 B</b>
Portsmouth	<b>\$1.3 B</b>
Accomack	<b>\$962.5 M</b>
Prince William	<b>\$799.5 M</b>
Newport News	<b>\$649.1 M</b>
Prince George	<b>\$647.2 M</b>
York	<b>\$598.8 M</b>



■ AF Active  
 ■ AF Guard  
  AF Reserve  
 ● Army Active  
 ⊕ Army Guard  
  Army Reserve  
 ◆ MC Active  
 ▲ Navy Active  
 ✱ WHS