

RHODE ISLAND

#42
\$1.5 B SPENT
IN STATE

#21
2.4% OF STATE GDP

0.3%
OF TOTAL U.S.
DEFENSE SPENDING

\$1,384
PER RESIDENT

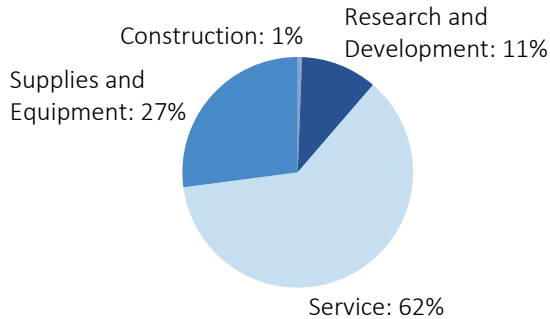
#41
\$0.7 B CONTRACT
SPENDING

#42
12,336 NUMBER
OF PERSONNEL

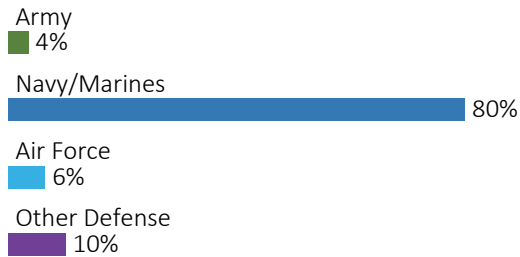
#35
\$0.8 B PERSONNEL
SPENDING

DEFENSE CONTRACTS

By Type



By Service



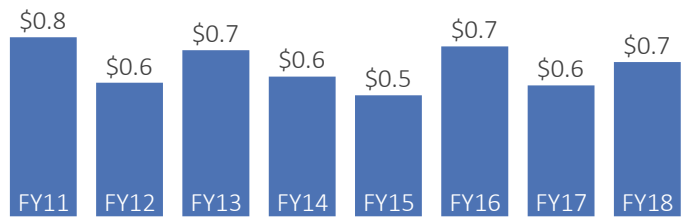
Top Defense Contractors

(M = millions)

Raytheon	\$63.6 M
Systems Engineering Associates	\$56.6 M
BAE Systems	\$44.0 M
Northrop Grumman	\$36.1 M
McLaughlin Research Corp.	\$31.9 M
Mikel Inc.	\$26.1 M
L3 Technologies	\$24.6 M
Rite-Solutions	\$23.1 M
Hyman Brickle & Son Inc.	\$17.1 M
Asgard Partners & Co. LLC	\$15.4 M

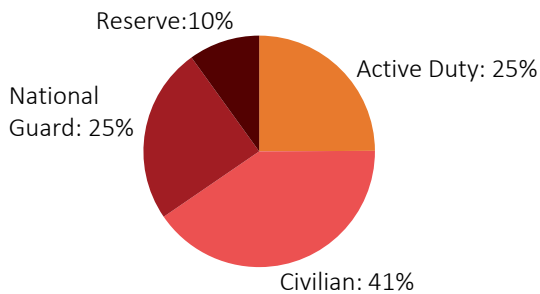
Contract Awards Performed

(by fiscal year, billions)



DEFENSE PERSONNEL

Allocations, By Type



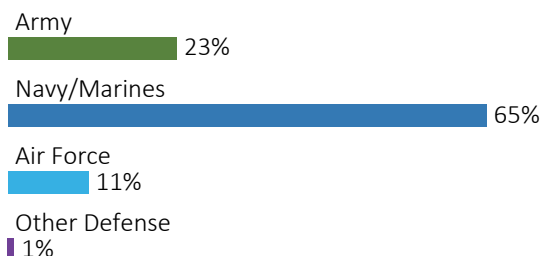
\$799.2 MILLION
TOTAL PAYROLL

12,336
TOTAL PERSONNEL

Top Defense Personnel Locations

County	Active Duty	Civilian	National Guard	Reserve	Total
Newport	2,507	4,469	98	953	8,027
Washington	ND	264	1,268	40	ND
Kent	28	69	988	ND	ND
Providence	105	192	502	232	1,031
Bristol	ND	ND	180	ND	ND

Allocations, By Service



Data sources: DoD's Defense Manpower Data Center; DoD's Procurement and Acquisition Policy; DoD's Military Installations, Ranges and Training Areas; USASpending.gov; U.S. Bureau of Economic Analysis; U.S. Census Bureau; and U.S. Department of Housing and Urban Development.

RHODE ISLAND

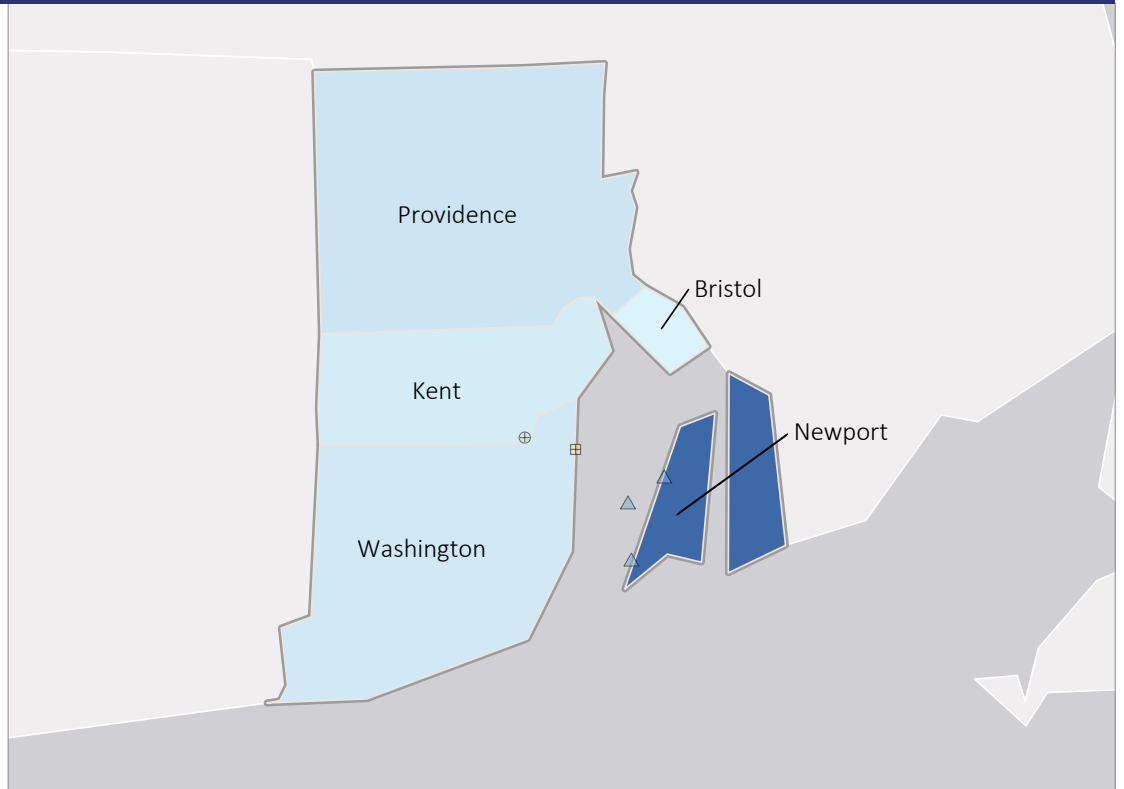
FISCAL YEAR 2018



TOP DEFENSE CONTRACT SPENDING LOCATIONS

(M = millions)

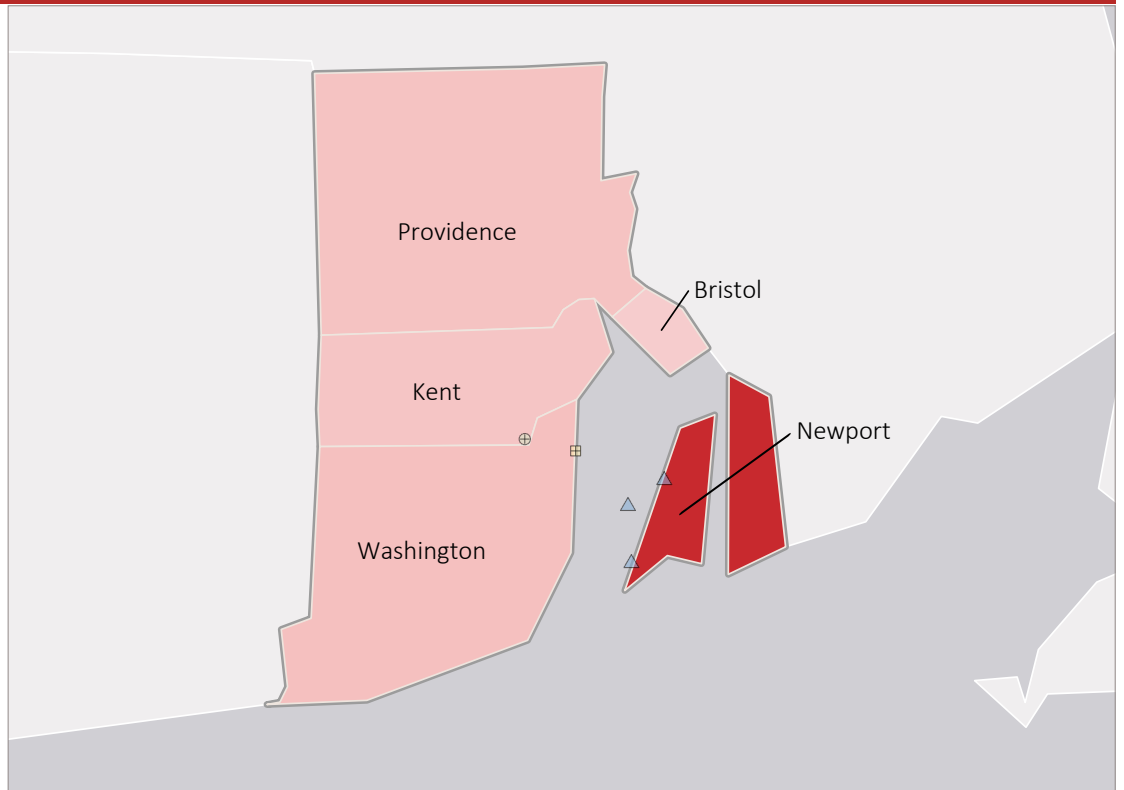
- Newport
\$542.9 M
- Providence
\$54.9 M
- Washington
\$38.9 M
- Kent
\$24.0 M
- Bristol
\$3.7 M



TOP DEFENSE PERSONNEL SPENDING LOCATIONS

(M = millions)

- Newport
\$655.5 M
- Washington
\$55.5 M
- Providence
\$42.6 M
- Kent
\$33.1 M
- Bristol
\$2.7 M



■ AF Active
 ■ AF Guard
 AF Reserve
 ● Army Active
 ⊕ Army Guard
 Army Reserve
 ◆ MC Active
 ▲ Navy Active
 ✱ WHS