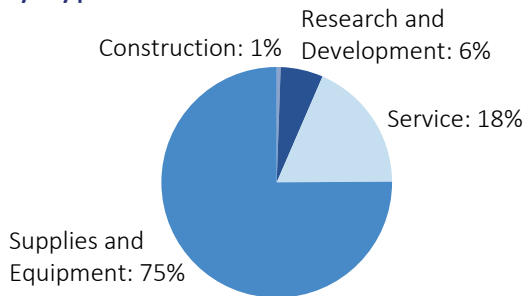


PENNSYLVANIA

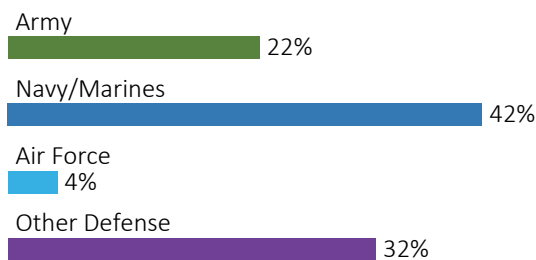
#7 \$16.1 B SPENT IN STATE	#25 2.0% OF STATE GDP	3.2% OF TOTAL U.S. DEFENSE SPENDING	\$1,259 PER RESIDENT	#8 \$13.4 B CONTRACT SPENDING	#16 57,035 NUMBER OF PERSONNEL	#15 \$2.7 B PERSONNEL SPENDING
---	---------------------------------	--	--------------------------------	--	---	---

DEFENSE CONTRACTS

By Type



By Service



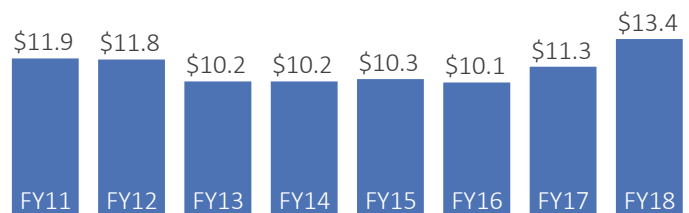
Top Defense Contractors

(M = millions, B = billions)

AmerisourceBergen	\$2.3 B
BAE Systems	\$1.3 B
Bechtel Group	\$1.3 B
Fluor Corp.	\$1.2 B
Boeing	\$847.0 M
Highmark Inc.	\$387.6 M
Leonardo SpA	\$252.7 M
Maritime Helicopter Support Company	\$239.3 M
Pennsylvania State University	\$214.7 M
Lockheed Martin	\$175.8 M

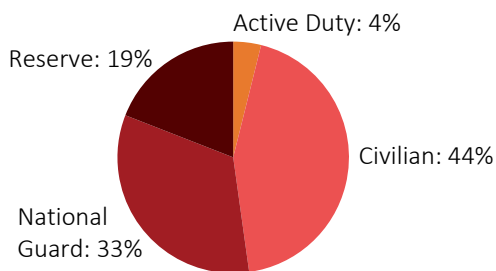
Contract Awards Performed

(by fiscal year, billions)



DEFENSE PERSONNEL

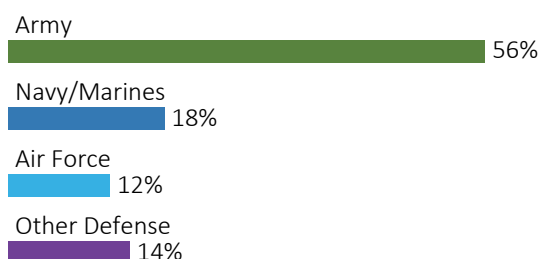
Allocations, By Type



\$2.7 BILLION
TOTAL PAYROLL

57,035
TOTAL PERSONNEL

Allocations, By Service



Top Defense Personnel Locations

County	Active Duty	Civilian	National Guard	Reserve	Total
Philadelphia	402	8,058	1,362	103	9,925
Allegheny	319	1,359	1,491	2,867	6,036
Cumberland	661	3,884	236	213	4,994
Lebanon	ND	956	3,783	185	ND
York	285	3,353	73	439	4,150
Monroe	28	2,983	116	90	3,217
Dauphin	50	374	2,099	354	2,877
Montgomery	ND	358	1,626	683	ND
Franklin	ND	2,088	151	382	ND
Cambria	18	203	781	484	1,486

Data sources: DoD's Defense Manpower Data Center; DoD's Procurement and Acquisition Policy; DoD's Military Installations, Ranges and Training Areas; USASpending.gov; U.S. Bureau of Economic Analysis; U.S. Census Bureau; and U.S. Department of Housing and Urban Development.

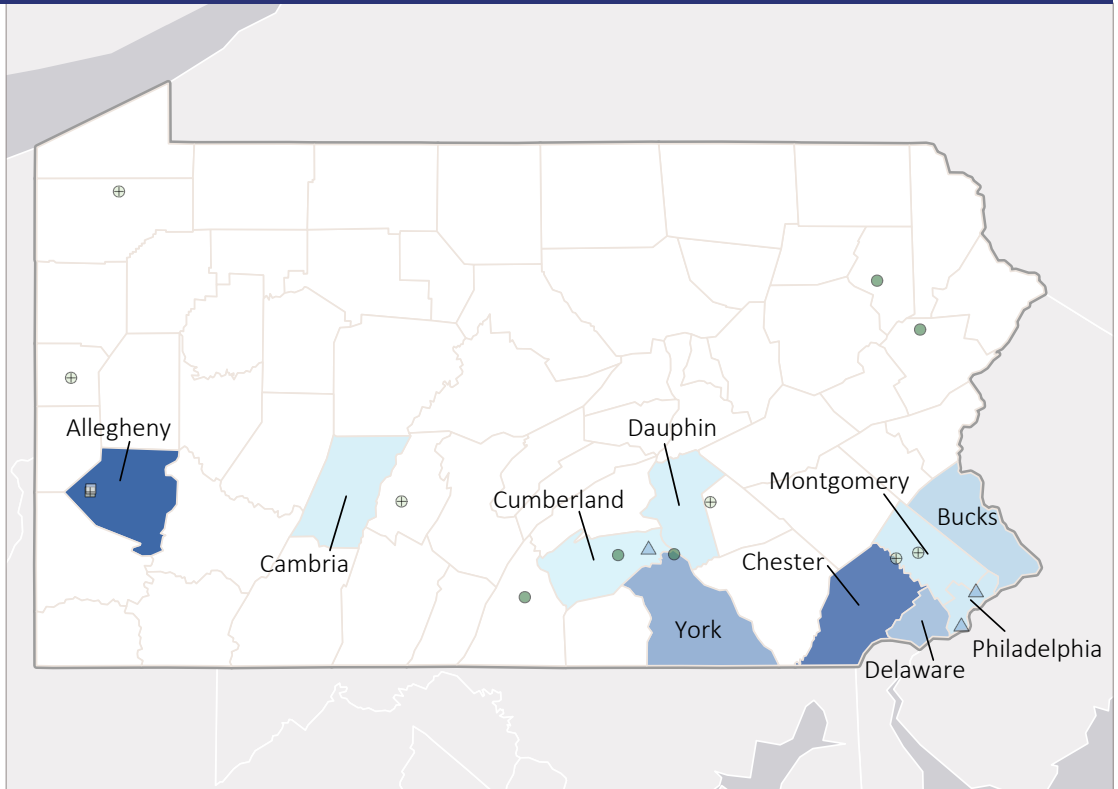
PENNSYLVANIA

FISCAL YEAR 2018

TOP DEFENSE CONTRACT SPENDING LOCATIONS

(M = millions, B = billions)

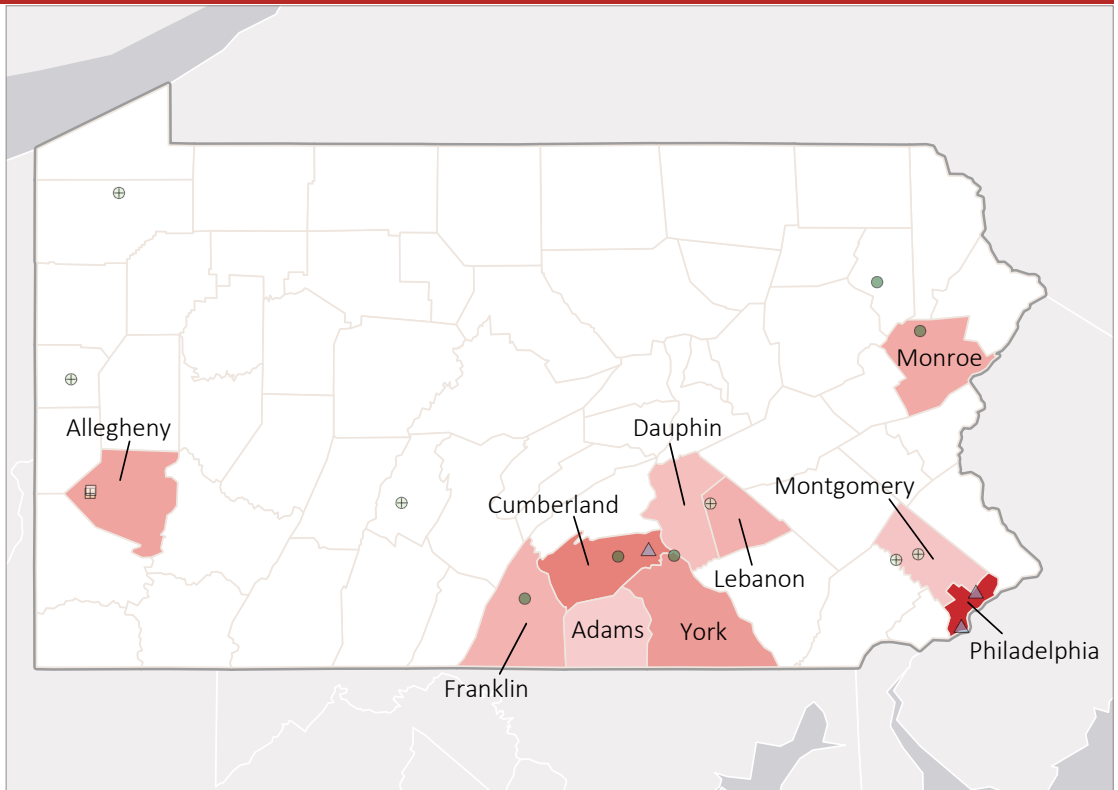
- Allegheny
\$3.0 B
- Chester
\$2.5 B
- York
\$1.5 B
- Delaware
\$1.2 B
- Bucks
\$823.8 M
- Philadelphia
\$549.0 M
- Montgomery
\$496.6 M
- Cambria
\$448.9 M
- Dauphin
\$445.4 M
- Cumberland
\$400.5 M



TOP DEFENSE PERSONNEL SPENDING LOCATIONS

(M = millions)

- Philadelphia
\$754.8 M
- Cumberland
\$392.8 M
- York
\$272.0 M
- Allegheny
\$229.8 M
- Monroe
\$202.2 M
- Lebanon
\$168.2 M
- Franklin
\$156.3 M
- Dauphin
\$101.9 M
- Montgomery
\$75.5 M
- Adams
\$37.4 M



■ AF Active
 AF Guard
 AF Reserve
 ● Army Active
 Army Guard
 Army Reserve
 ◆ MC Active
 ▲ Navy Active
 ✱ WHS