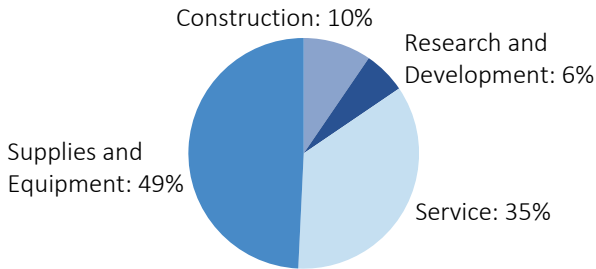


MONTANA

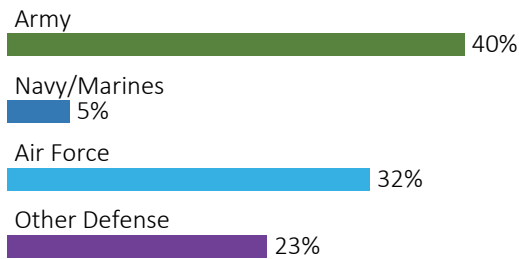
| | | | | | | |
|---|---------------------------------|--|------------------------------|--|--|---|
| #49 \$0.5 B SPENT IN STATE | #42 1.1% OF STATE GDP | 0.1% OF TOTAL U.S. DEFENSE SPENDING | \$511 PER RESIDENT | #48 \$0.2 B CONTRACT SPENDING | #48 9,019 NUMBER OF PERSONNEL | #46 \$0.3 B PERSONNEL SPENDING |
|---|---------------------------------|--|------------------------------|--|--|---|

DEFENSE CONTRACTS

By Type



By Service



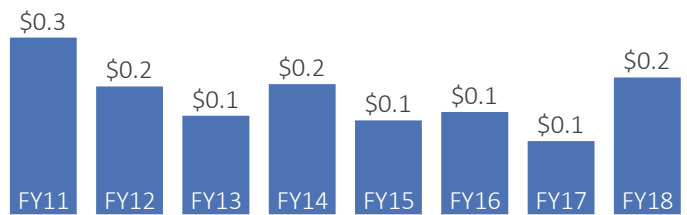
Top Defense Contractors

(M = millions)

| | |
|---|----------|
| S&K Technologies | \$18.0 M |
| Fort Peck Manufacturing & West Electronics JV | \$17.4 M |
| Swank Enterprises | \$17.3 M |
| T & L Sales | \$17.3 M |
| Integrated Security Solutions | \$10.3 M |
| 2101 LLC | \$7.8 M |
| Montana State University | \$6.0 M |
| CM Manufacturing | \$5.8 M |
| Resodyn Acoustic Mixers | \$4.9 M |
| BDS Supply | \$4.0 M |

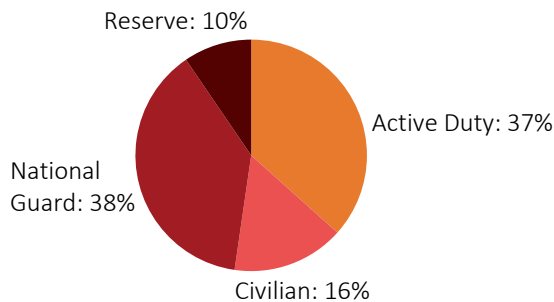
Contract Awards Performed

(by fiscal year, billions)



DEFENSE PERSONNEL

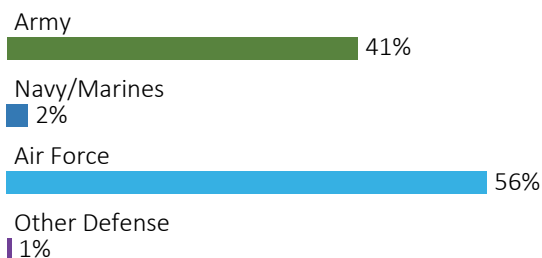
Allocations, By Type



\$346.8 MILLION
TOTAL PAYROLL

9,019
TOTAL PERSONNEL

Allocations, By Service



Top Defense Personnel Locations

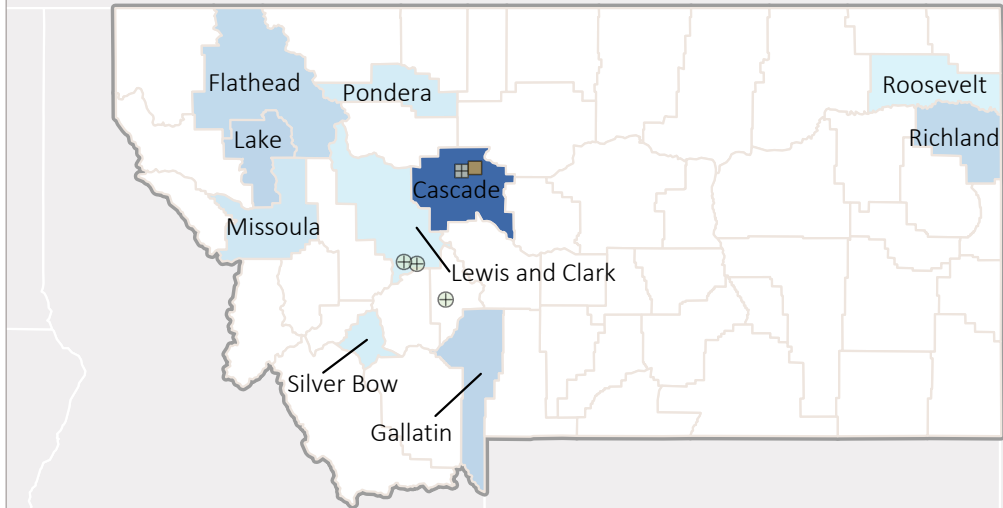
| County | Active Duty | Civilian | National Guard | Reserve | Total |
|-----------------|-------------|----------|----------------|---------|-------|
| Cascade | 3,201 | 879 | 995 | 74 | 5,149 |
| Lewis and Clark | ND | 347 | 1,002 | 285 | ND |
| Yellowstone | 36 | 20 | 315 | 296 | 667 |
| Missoula | 30 | 25 | 184 | 147 | 386 |
| Gallatin | ND | ND | 231 | ND | ND |
| Flathead | ND | ND | 181 | 14 | ND |
| Silver Bow | ND | 19 | 71 | 42 | ND |
| Park | ND | ND | 79 | ND | ND |
| Valley | ND | 45 | 31 | ND | ND |
| Custer | ND | ND | 73 | ND | ND |

Data sources: DoD's Defense Manpower Data Center; DoD's Procurement and Acquisition Policy; DoD's Military Installations, Ranges and Training Areas; USASpending.gov; U.S. Bureau of Economic Analysis; U.S. Census Bureau; and U.S. Department of Housing and Urban Development.

TOP DEFENSE CONTRACT SPENDING LOCATIONS

(M = millions)

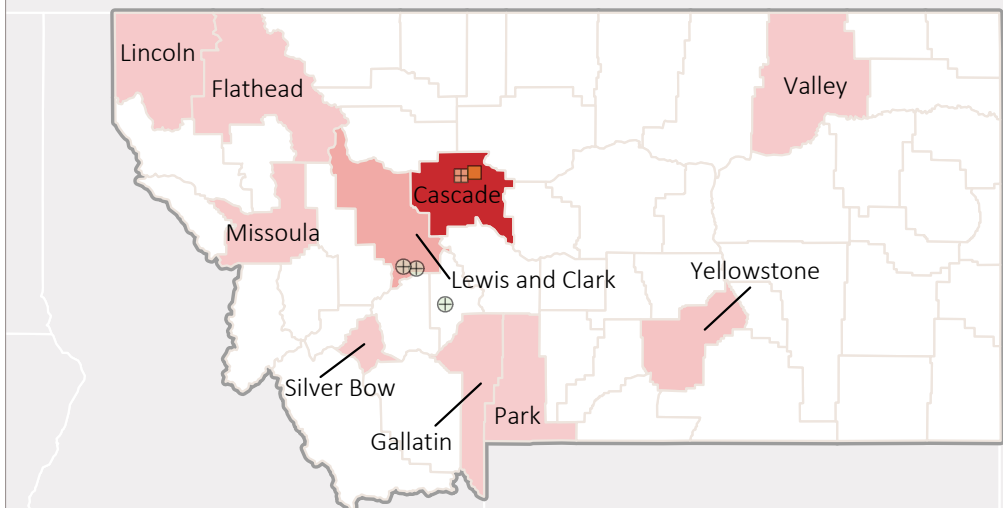
| | |
|-----------------|-----------------|
| Cascade | \$79.9 M |
| Lake | \$19.4 M |
| Gallatin | \$19.3 M |
| Richland | \$17.5 M |
| Flathead | \$17.0 M |
| Missoula | \$10.0 M |
| Pondera | \$7.4 M |
| Silver Bow | \$6.7 M |
| Lewis and Clark | \$5.6 M |
| Roosevelt | \$3.9 M |



TOP DEFENSE PERSONNEL SPENDING LOCATIONS

(K = thousands, M = millions)

| | |
|-----------------|------------------|
| Cascade | \$240.6 M |
| Lewis and Clark | \$55.7 M |
| Yellowstone | \$13.0 M |
| Missoula | \$8.1 M |
| Flathead | \$5.4 M |
| Lincoln | \$5.1 M |
| Gallatin | \$4.6 M |
| Silver Bow | \$4.4 M |
| Valley | \$4.1 M |
| Park | \$874.6 K |



■ AF Active
 AF Guard
 AF Reserve
 ● Army Active
 Army Guard
 Army Reserve
 ◆ MC Active
 ▲ Navy Active
 ✱ WHS