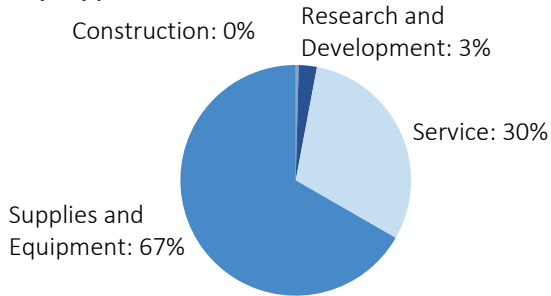


# MISSISSIPPI


<b>#20</b> \$8.3 B SPENT IN STATE	<b>#3</b> 7.2% OF STATE GDP	<b>1.7%</b> OF TOTAL U.S. DEFENSE SPENDING	<b>\$2,774</b> PER RESIDENT	<b>#17</b> \$6.6 B CONTRACT SPENDING	<b>#22</b> 37,846 NUMBER OF PERSONNEL	<b>#23</b> \$1.7 B PERSONNEL SPENDING
---	--------------------------------	--	--------------------------------	--	---	---

## DEFENSE CONTRACTS

### By Type



### By Service



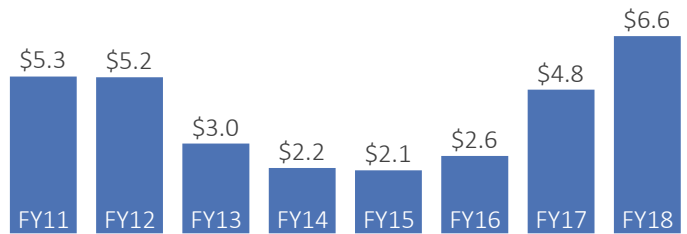
### Top Defense Contractors

(M = millions, B = billions)

Huntington Ingalls	\$4.6 B
L3 Technologies	\$916.7 M
Olin Corp.	\$132.7 M
Weeks Marine	\$112.8 M
Vision Technologies Systems	\$84.0 M
Raytheon	\$71.4 M
Leidos	\$47.5 M
Airbus	\$46.3 M
Cooper Crouse-Hinds	\$30.8 M
Hewlett-Packard	\$23.4 M

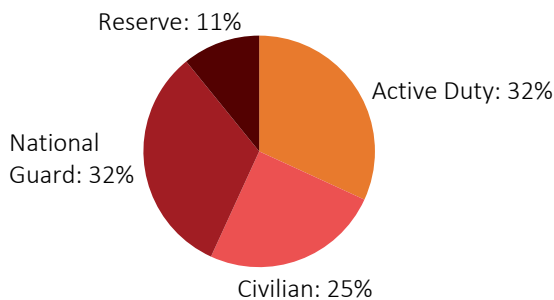
### Contract Awards Performed

(by fiscal year, billions)



## DEFENSE PERSONNEL

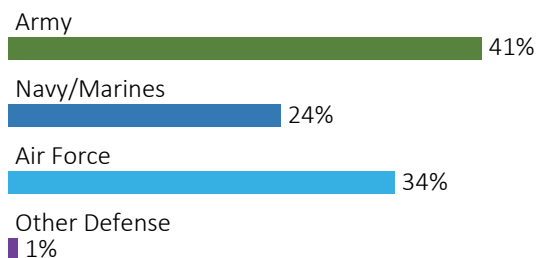
### Allocations, By Type



**\$1.7 BILLION**  
TOTAL PAYROLL

**37,846**  
TOTAL PERSONNEL

### Allocations, By Service



### Top Defense Personnel Locations

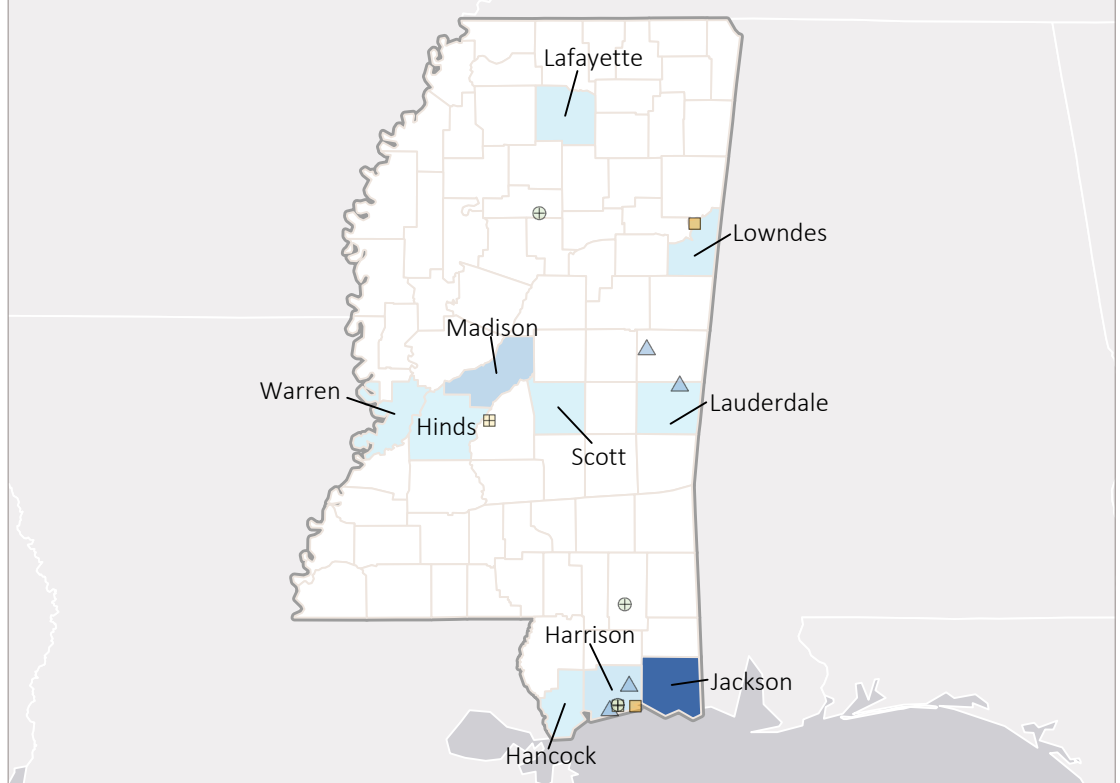
County	Active Duty	Civilian	National Guard	Reserve	Total
Harrison	7,716	2,265	956	2,132	13,069
Lauderdale	1,063	650	1,455	280	3,448
Warren	ND	2,489	109	277	ND
Hinds	48	422	1,344	441	2,255
Lowndes	1,433	583	91	96	2,203
Hancock	559	1,299	48	ND	ND
Rankin	ND	324	1,359	ND	ND
Forrest	310	399	606	193	1,508
Lee	30	95	460	125	710
Tippah	659	ND	45	ND	ND

Data sources: DoD's Defense Manpower Data Center; DoD's Procurement and Acquisition Policy; DoD's Military Installations, Ranges and Training Areas; USASpending.gov; U.S. Bureau of Economic Analysis; U.S. Census Bureau; and U.S. Department of Housing and Urban Development.

### TOP DEFENSE CONTRACT SPENDING LOCATIONS

(M = millions, B = billions)

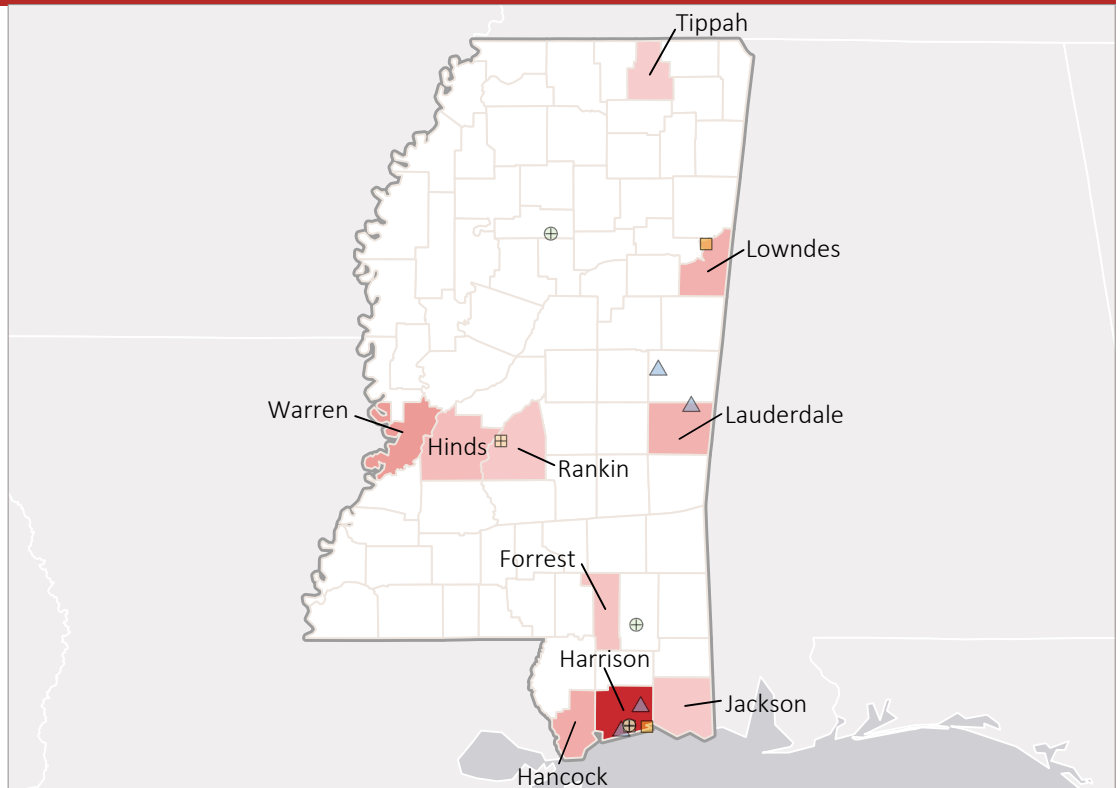
Jackson	<b>\$4.7 B</b>
Madison	<b>\$886.0 M</b>
Harrison	<b>\$333.3 M</b>
Lowndes	<b>\$146.9 M</b>
Lafayette	<b>\$137.4 M</b>
Hancock	<b>\$97.2 M</b>
Scott	<b>\$71.4 M</b>
Warren	<b>\$63.7 M</b>
Hinds	<b>\$37.8 M</b>
Lauderdale	<b>\$33.8 M</b>



### TOP DEFENSE PERSONNEL SPENDING LOCATIONS

(M = millions)

Harrison	<b>\$572.6 M</b>
Warren	<b>\$210.1 M</b>
Hancock	<b>\$148.2 M</b>
Lowndes	<b>\$130.7 M</b>
Lauderdale	<b>\$124.3 M</b>
Hinds	<b>\$87.1 M</b>
Forrest	<b>\$68.0 M</b>
Rankin	<b>\$48.2 M</b>
Jackson	<b>\$47.7 M</b>
Tippah	<b>\$33.6 M</b>



■ AF Active 
 ■ AF Guard 
  AF Reserve 
 ● Army Active 
 ⊕ Army Guard 
  Army Reserve 
 ◆ MC Active 
 ▲ Navy Active 
 \* WHS