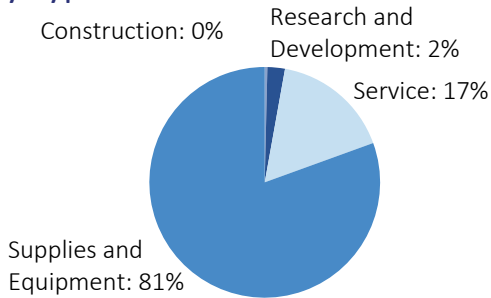


# MISSOURI

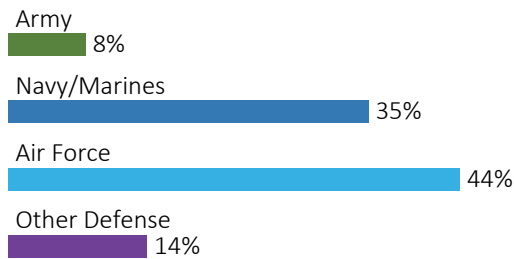
<b>#11</b> \$15.2 B SPENT IN STATE	<b>#10</b> 4.7% OF STATE GDP	<b>3.0%</b> OF TOTAL U.S. DEFENSE SPENDING	<b>\$2,475</b> PER RESIDENT	<b>#7</b> \$13.6 B CONTRACT SPENDING	<b>#19</b> 43,928 NUMBER OF PERSONNEL	<b>#27</b> \$1.5 B PERSONNEL SPENDING
--	---------------------------------	--	--------------------------------	--	---	---

## DEFENSE CONTRACTS

### By Type



### By Service



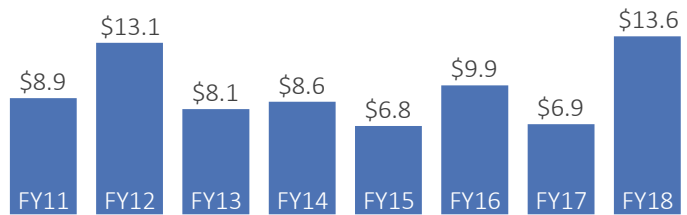
### Top Defense Contractors

(M = millions, B = billions)

Boeing	\$10.2 B
Express Scripts	\$661.5 M
World Wide Technology	\$294.0 M
Northrop Grumman	\$288.7 M
GKN America Corp.	\$288.0 M
Honeywell	\$269.2 M
Leonardo SpA	\$250.6 M
Cerner Corporation	\$117.0 M
Magellan Health	\$68.2 M
Eaglepicher Technologies LLC	\$68.0 M

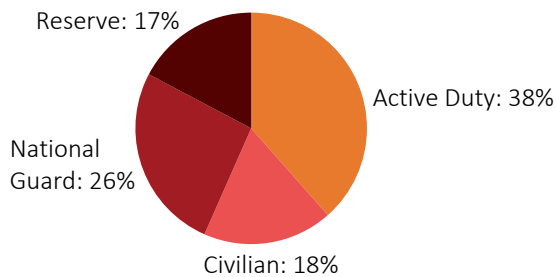
### Contract Awards Performed

(by fiscal year, billions)



## DEFENSE PERSONNEL


### Allocations, By Type



**\$1.5 BILLION**  
TOTAL PAYROLL

**43,928**  
TOTAL PERSONNEL

### Allocations, By Service



### Top Defense Personnel Locations

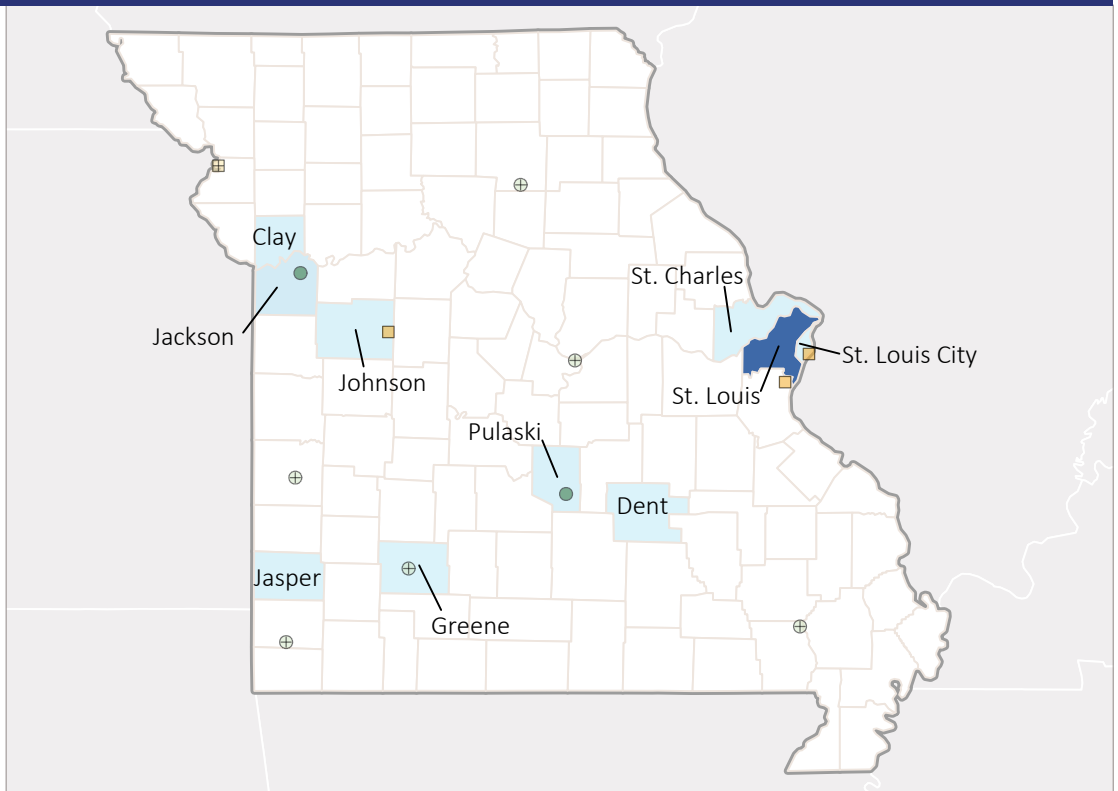
County	Active Duty	Civilian	National Guard	Reserve	Total
Pulaski	12,074	3,063	346	440	15,923
Johnson	3,790	1,062	1,099	1,065	7,016
Jackson	115	797	729	1,855	3,496
St. Louis	66	486	1,414	1,111	3,077
Greene	23	277	966	605	1,871
Buchanan	17	325	1,313	70	1,725
St. Louis City	252	756	77	567	1,652
Cole	27	357	991	87	1,462
St. Charles	ND	77	ND	856	ND
Cass	ND	16	228	442	ND

Data sources: DoD's Defense Manpower Data Center; DoD's Procurement and Acquisition Policy; DoD's Military Installations, Ranges and Training Areas; USASpending.gov; U.S. Bureau of Economic Analysis; U.S. Census Bureau; and U.S. Department of Housing and Urban Development.

### TOP DEFENSE CONTRACT SPENDING LOCATIONS

(M = millions, B = billions)

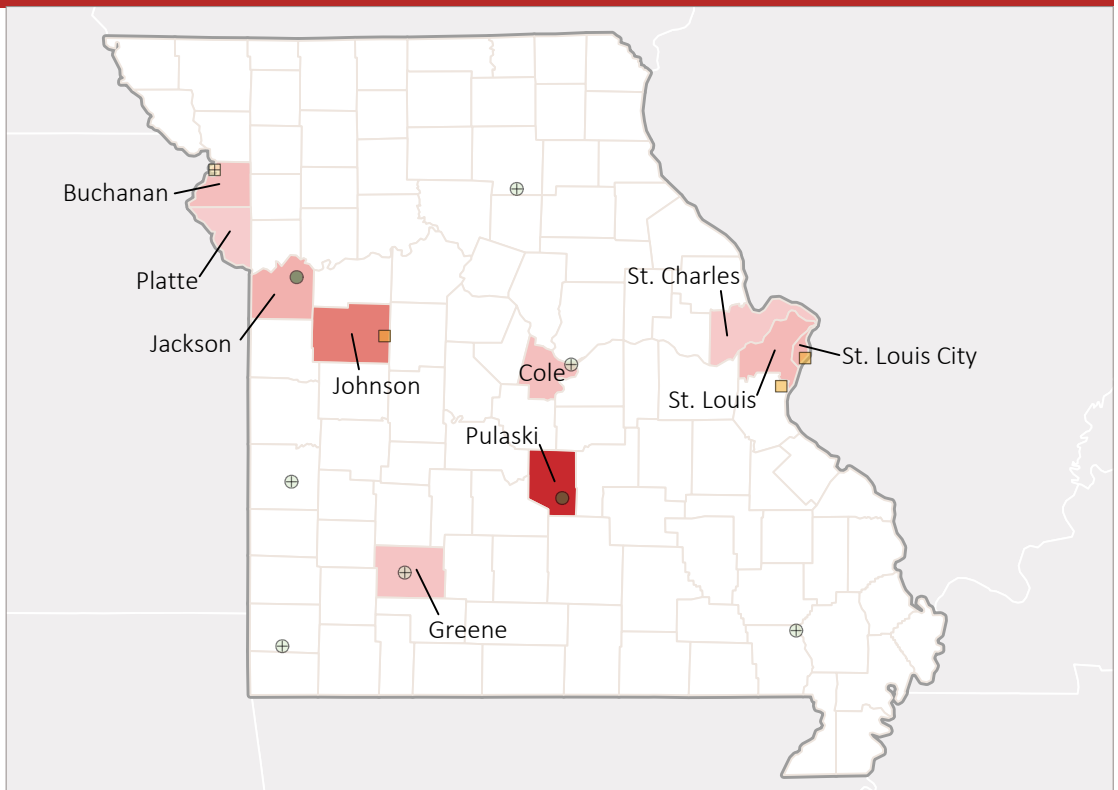
- St. Louis  
**\$11.9 B**
- Jackson  
**\$678.2 M**
- Pulaski  
**\$225.5 M**
- Clay  
**\$167.0 M**
- Johnson  
**\$133.6 M**
- Jasper  
**\$127.9 M**
- St. Charles  
**\$114.5 M**
- St. Louis City  
**\$53.5 M**
- Greene  
**\$30.4 M**
- Dent  
**\$29.3 M**



### TOP DEFENSE PERSONNEL SPENDING LOCATIONS

(M = millions)

- Pulaski  
**\$580.8 M**
- Johnson  
**\$309.9 M**
- Jackson  
**\$115.5 M**
- St. Louis City  
**\$90.7 M**
- St. Louis  
**\$82.5 M**
- Buchanan  
**\$65.6 M**
- Cole  
**\$60.5 M**
- Greene  
**\$40.4 M**
- St. Charles  
**\$24.4 M**
- Platte  
**\$11.2 M**



■ AF Active  
   AF Guard  
   AF Reserve  
 ● Army Active  
   Army Guard  
   Army Reserve  
 ◆ MC Active  
 ▲ Navy Active  
 ✱ WHS