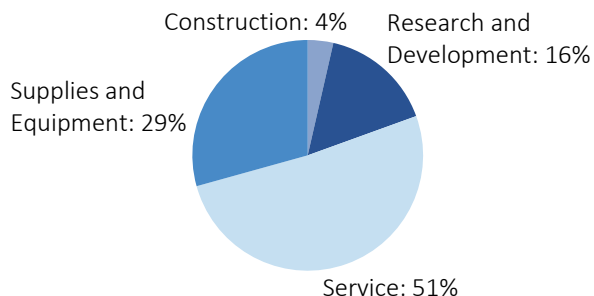


# MARYLAND

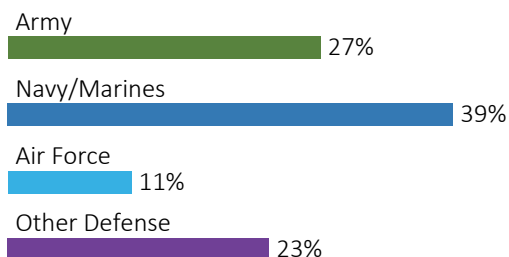
<b>#4</b> \$25.2 B SPENT IN STATE	<b>#6</b> 6.0% OF STATE GDP	<b>5.0%</b> OF TOTAL U.S. DEFENSE SPENDING	<b>\$4,169</b> PER RESIDENT	<b>#4</b> \$17.8 B CONTRACT SPENDING	<b>#8</b> 92,385 NUMBER OF PERSONNEL	<b>#4</b> \$7.4 B PERSONNEL SPENDING
---	--------------------------------	--	--------------------------------	--	--	--

## DEFENSE CONTRACTS

### By Type



### By Service



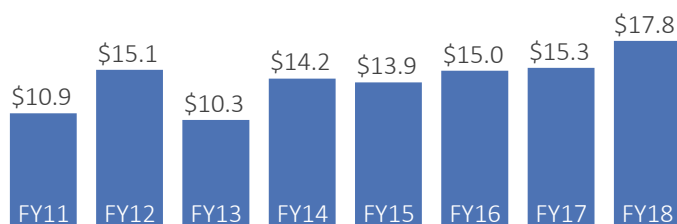
### Top Defense Contractors

(M = millions, B = billions)

Northrop Grumman	\$1.5 B
Lockheed Martin	\$1.4 B
Johns Hopkins University	\$852.3 M
BAE Systems	\$539.4 M
General Dynamics	\$512.9 M
Textron	\$488.7 M
Leidos	\$474.1 M
Johns Hopkins Health System Corp.	\$414.5 M
Smartronix	\$410.2 M
Booz Allen Hamilton	\$393.4 M

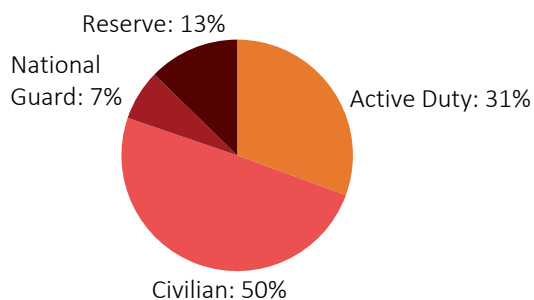
### Contract Awards Performed

(by fiscal year, billions)

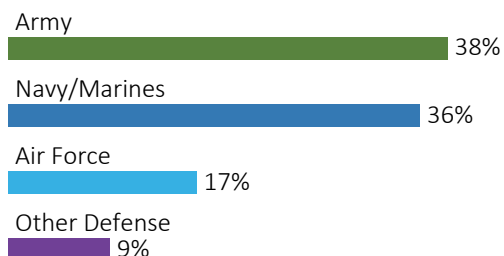


## DEFENSE PERSONNEL

### Allocations, By Type



### Allocations, By Service



**\$7.4 BILLION**  
TOTAL PAYROLL

**92,385**  
TOTAL PERSONNEL

### Top Defense Personnel Locations

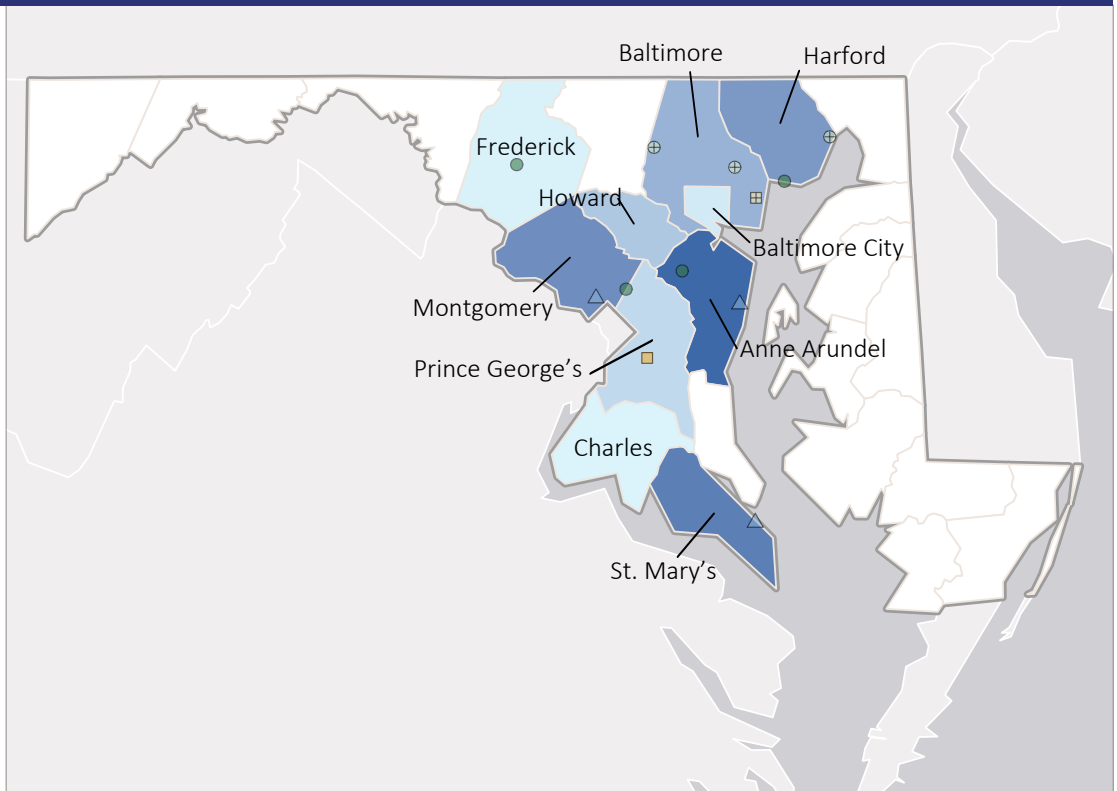
County	Active Duty	Civilian	National Guard	Reserve	Total
Anne Arundel	12,579	8,277	432	3,628	24,916
Prince George's	4,383	4,700	1,080	4,811	14,974
Harford	866	10,607	779	480	12,732
St. Mary's	2,291	10,211	70	38	12,610
Montgomery	4,849	5,961	190	662	11,662
Baltimore	82	455	2,724	706	3,967
Frederick	1,215	2,231	109	235	3,790
Charles	555	2,156	105	101	2,917
Baltimore City	73	1,020	471	929	2,493
Allegany	1,000	ND	53	138	ND

Data sources: DoD's Defense Manpower Data Center; DoD's Procurement and Acquisition Policy; DoD's Military Installations, Ranges and Training Areas; USASpending.gov; U.S. Bureau of Economic Analysis; U.S. Census Bureau; and U.S. Department of Housing and Urban Development.

### TOP DEFENSE CONTRACT SPENDING LOCATIONS

(M = millions, B = billions)

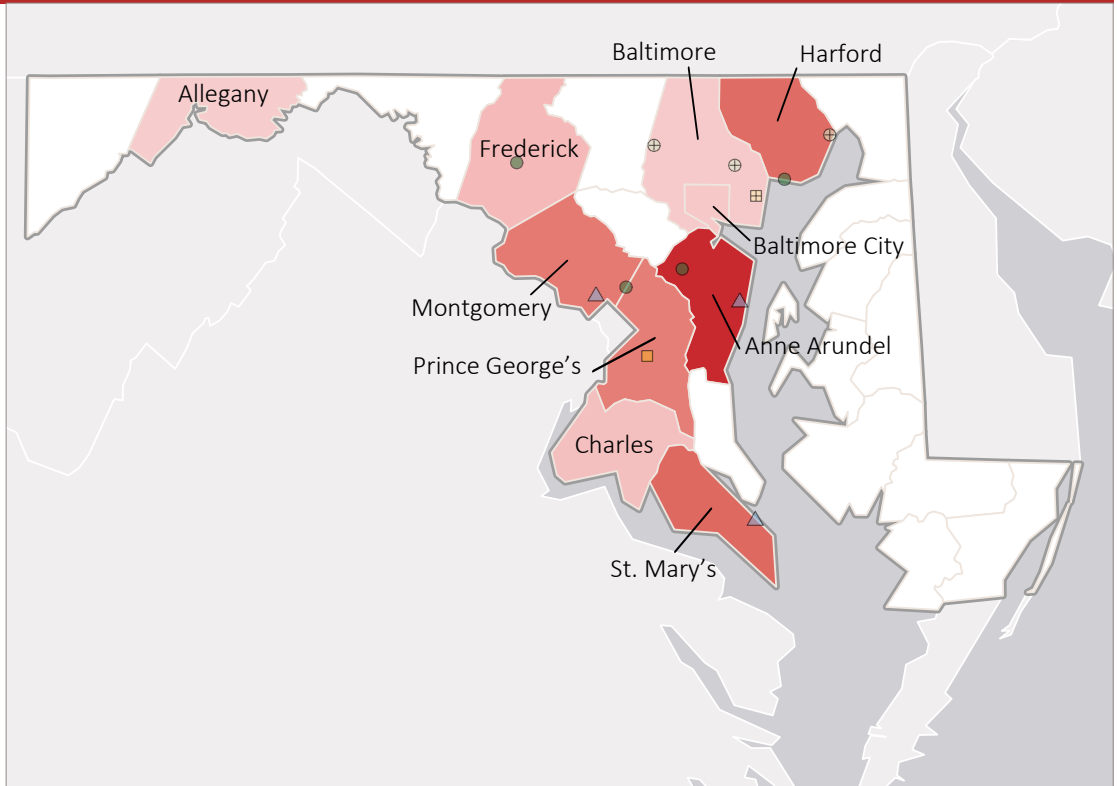
- Anne Arundel  
**\$3.6 B**
- St. Mary's  
**\$3.0 B**
- Montgomery  
**\$2.7 B**
- Harford  
**\$2.4 B**
- Baltimore  
**\$1.8 B**
- Howard  
**\$1.3 B**
- Prince George's  
**\$956.4 M**
- Baltimore City  
**\$590.3 M**
- Frederick  
**\$441.7 M**
- Charles  
**\$405.4 M**



### TOP DEFENSE PERSONNEL SPENDING LOCATIONS

(M = millions, B = billions)

- Anne Arundel  
**\$1.9 B**
- St. Mary's  
**\$1.3 B**
- Harford  
**\$1.2 B**
- Montgomery  
**\$1.1 B**
- Prince George's  
**\$1.0 B**
- Frederick  
**\$310.7 M**
- Charles  
**\$236.4 M**
- Baltimore City  
**\$136.7 M**
- Baltimore  
**\$116.5 M**
- Allegany  
**\$88.8 M**



■ AF Active  
 ■ AF Guard  
  AF Reserve  
 ● Army Active  
  Army Guard  
  Army Reserve  
 ◆ MC Active  
 ▲ Navy Active  
 ✱ WHS