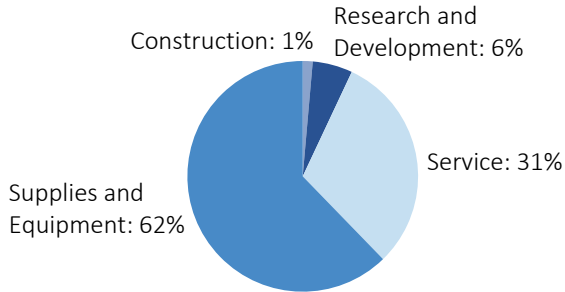


# INDIANA

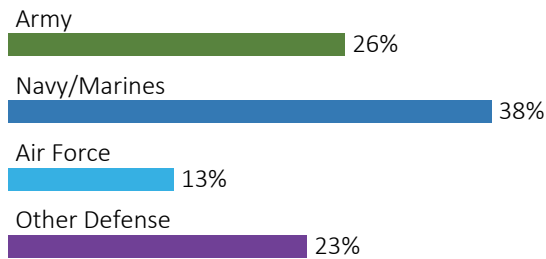
<b>#27</b> \$4.6 B SPENT IN STATE	<b>#33</b> 1.2% OF STATE GDP	<b>0.9%</b> OF TOTAL U.S. DEFENSE SPENDING	<b>\$691</b> PER RESIDENT	<b>#27</b> \$3.3 B CONTRACT SPENDING	<b>#26</b> 31,467 NUMBER OF PERSONNEL	<b>#29</b> \$1.3 B PERSONNEL SPENDING
---	---------------------------------	--	------------------------------	--	---	---

## DEFENSE CONTRACTS

### By Type



### By Service



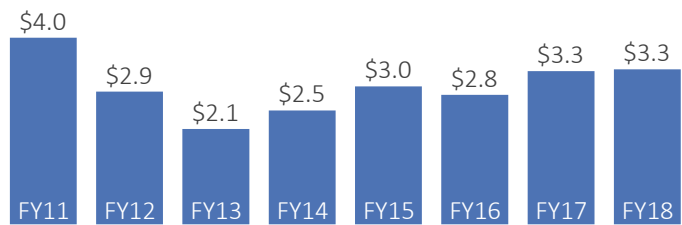
### Top Defense Contractors

(M = millions)

Rolls-Royce	\$577.2 M
MacAndrews & Forbes Inc.	\$530.2 M
Raytheon	\$436.2 M
AmeriQual Group	\$202.6 M
ERAPSCO	\$181.9 M
SAIC	\$122.2 M
Honeywell	\$117.9 M
Alion Science and Technology	\$63.0 M
Talbert Manufacturing Inc.	\$61.3 M
General Dynamics	\$49.3 M

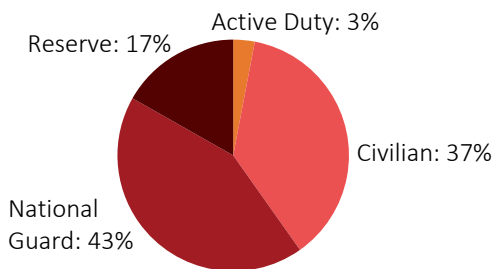
### Contract Awards Performed

(by fiscal year, billions)

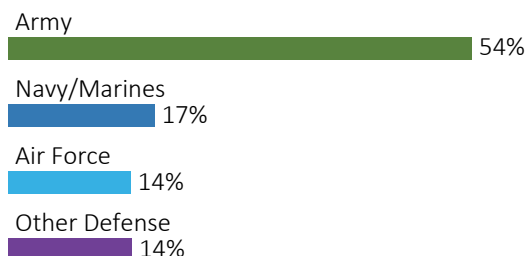


## DEFENSE PERSONNEL

### Allocations, By Type



### Allocations, By Service



**\$1.3 BILLION**  
TOTAL PAYROLL

**31,467**  
TOTAL PERSONNEL

### Top Defense Personnel Locations

County	Active Duty	Civilian	National Guard	Reserve	Total
Marion	282	5,426	2,363	1,328	9,399
Martin	50	4,609	ND	ND	ND
Miami	19	500	39	1,821	2,379
Johnson	272	237	1,626	223	2,358
Allen	35	277	1,436	350	2,098
Vigo	22	162	1,016	225	1,425
St. Joseph	74	53	300	356	783
Lake	ND	57	538	163	ND
Tippecanoe	68	25	418	138	649
Vanderburgh	61	29	400	142	632

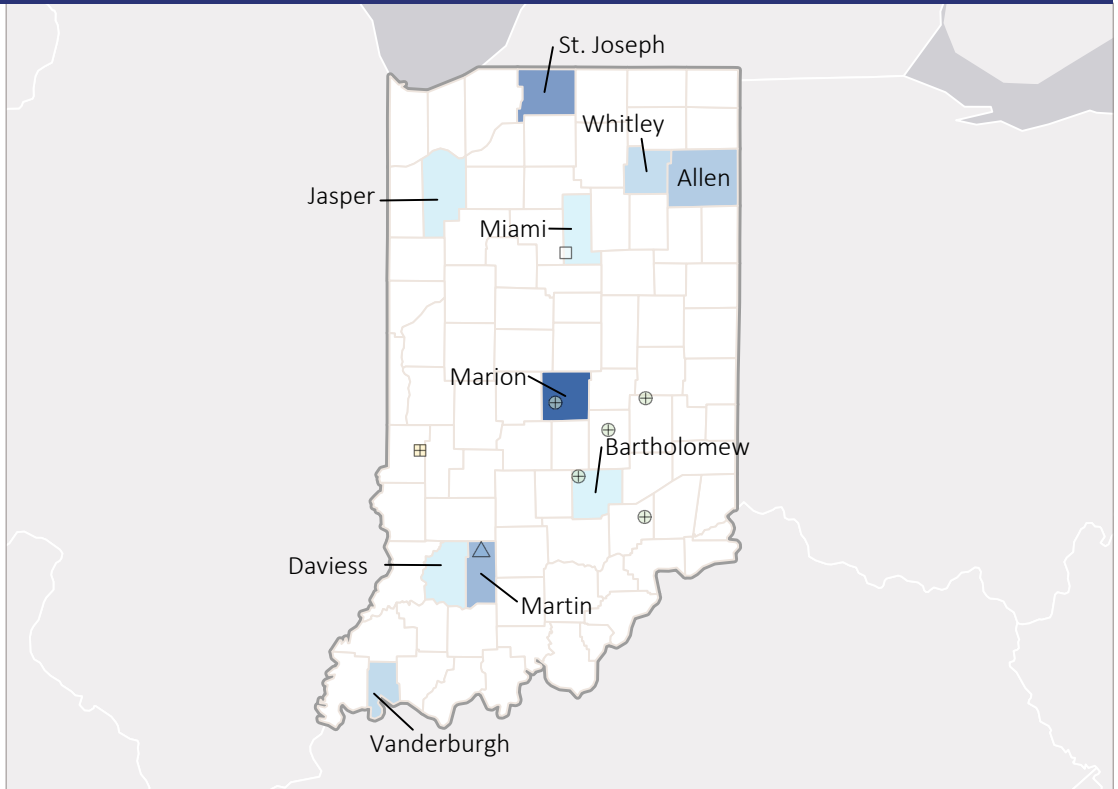
Data sources: DoD's Defense Manpower Data Center; DoD's Procurement and Acquisition Policy; DoD's Military Installations, Ranges and Training Areas; USASpending.gov; U.S. Bureau of Economic Analysis; U.S. Census Bureau; and U.S. Department of Housing and Urban Development.



### TOP DEFENSE CONTRACT SPENDING LOCATIONS

(M = millions, B = billions)

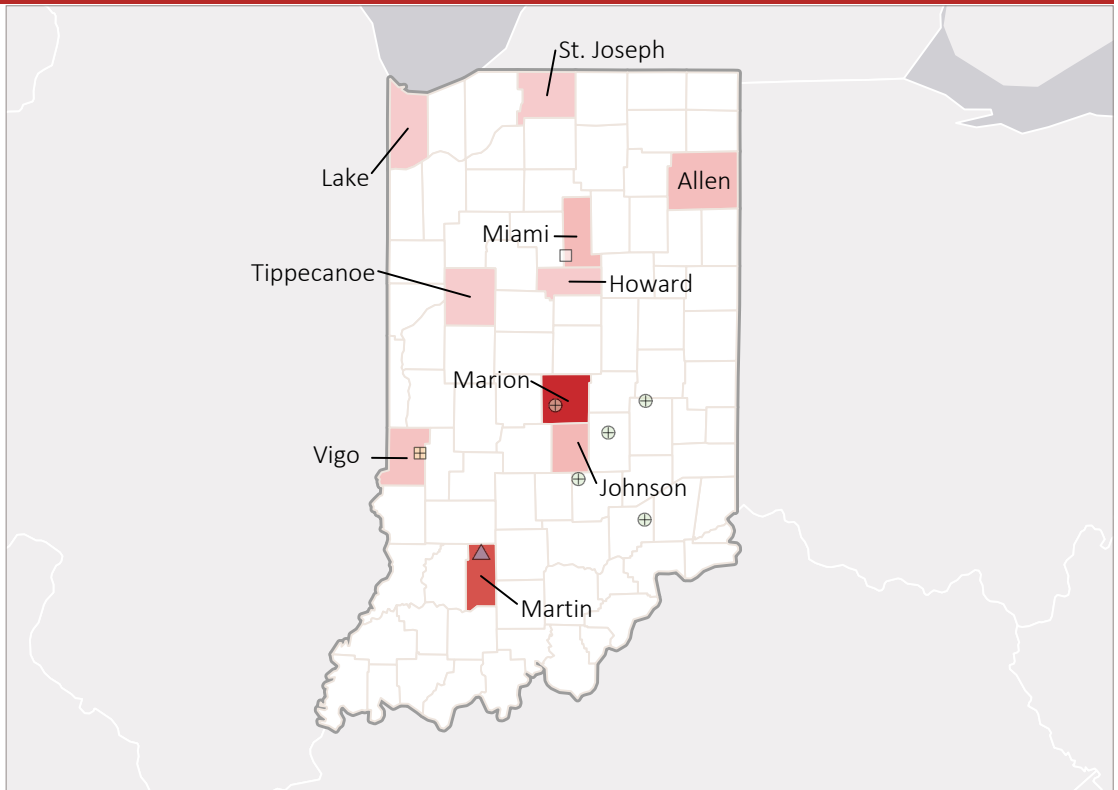
Marion	<b>\$1.1 B</b>
St. Joseph	<b>\$668.9 M</b>
Martin	<b>\$448.7 M</b>
Allen	<b>\$308.4 M</b>
Vanderburgh	<b>\$206.3 M</b>
Whitley	<b>\$187.5 M</b>
Jasper	<b>\$61.3 M</b>
Daviess	<b>\$50.9 M</b>
Miami	<b>\$39.0 M</b>
Bartholomew	<b>\$38.3 M</b>



### TOP DEFENSE PERSONNEL SPENDING LOCATIONS

(M = millions)

Marion	<b>\$481.8 M</b>
Martin	<b>\$383.7 M</b>
Johnson	<b>\$75.6 M</b>
Miami	<b>\$67.3 M</b>
Allen	<b>\$56.8 M</b>
Vigo	<b>\$42.9 M</b>
St. Joseph	<b>\$17.9 M</b>
Howard	<b>\$17.8 M</b>
Lake	<b>\$15.8 M</b>
Tippecanoe	<b>\$14.0 M</b>



■ AF Active  
   AF Guard  
   AF Reserve  
 ● Army Active  
   Army Guard  
   Army Reserve  
 ◆ MC Active  
 ▲ Navy Active  
 ✱ WHS