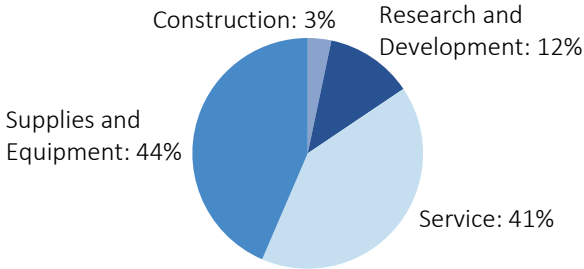


# CALIFORNIA

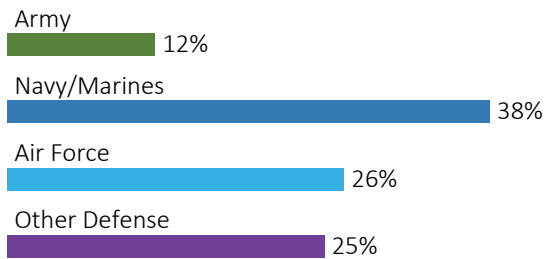
<b>#1</b> \$57.7 B SPENT IN STATE	<b>#26</b> 1.9% OF STATE GDP	<b>11.5%</b> OF TOTAL U.S. DEFENSE SPENDING	<b>\$1,459</b> PER RESIDENT	<b>#1</b> \$42.5 B CONTRACT SPENDING	<b>#1</b> 272,728 NUMBER OF PERSONNEL	<b>#2</b> \$15.2 B PERSONNEL SPENDING
---	---------------------------------	---	--------------------------------	--	---	---

## DEFENSE CONTRACTS

### By Type



### By Service



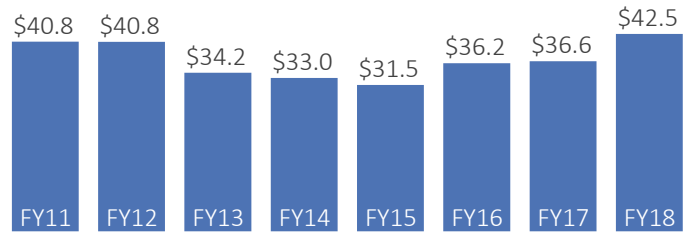
### Top Defense Contractors

(M = millions, B = billions)

Northrop Grumman	\$3.8 B
Centene Corp.	\$3.0 B
General Atomic Technologies	\$2.7 B
McKesson	\$2.7 B
Lockheed Martin	\$2.6 B
Boeing	\$1.9 B
Raytheon	\$1.7 B
General Dynamics	\$1.4 B
Aerospace Corp.	\$965.4 M
L3 Technologies	\$698.4 M

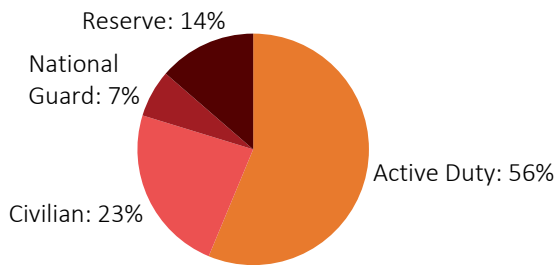
### Contract Awards Performed

(by fiscal year, billions)



## DEFENSE PERSONNEL

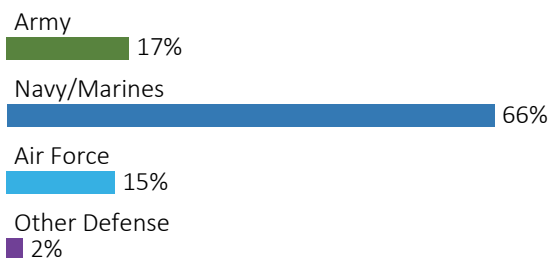
### Allocations, By Type



**\$15.2 BILLION**  
TOTAL PAYROLL

**272,728**  
TOTAL PERSONNEL

### Allocations, By Service



### Top Defense Personnel Locations

County	Active Duty	Civilian	National Guard	Reserve	Total
San Diego	76,592	23,805	877	8,739	110,013
San Bernardino	13,844	3,339	572	505	18,260
Los Angeles	2,010	3,535	3,176	4,319	13,040
Ventura	4,539	5,707	987	1,321	12,554
Solano	6,538	1,611	284	3,564	11,997
Kern	2,537	8,322	313	305	11,477
Riverside	365	2,659	1,487	5,060	9,571
Monterey	4,607	4,062	93	389	9,151
Kings	6,204	821	ND	489	ND
Orange	447	1,133	1,996	3,385	6,961

Data sources: DoD's Defense Manpower Data Center; DoD's Procurement and Acquisition Policy; DoD's Military Installations, Ranges and Training Areas; USASpending.gov; U.S. Bureau of Economic Analysis; U.S. Census Bureau; and U.S. Department of Housing and Urban Development.

### TOP DEFENSE CONTRACT SPENDING LOCATIONS

(M = millions, B = billions)

San Diego	<b>\$11.1 B</b>
Los Angeles	<b>\$9.5 B</b>
Sacramento	<b>\$4.2 B</b>
Orange	<b>\$4.0 B</b>
Santa Clara	<b>\$3.6 B</b>
Yolo	<b>\$2.7 B</b>
Ventura	<b>\$1.2 B</b>
Alameda	<b>\$848.8 M</b>
San Bernardino	<b>\$765.8 M</b>
Kern	<b>\$739.0 M</b>



### TOP DEFENSE PERSONNEL SPENDING LOCATIONS

(M = millions, B = billions)

San Diego	<b>\$6.2 B</b>
Kern	<b>\$904.1 M</b>
Ventura	<b>\$880.2 M</b>
San Bernardino	<b>\$796.6 M</b>
Monterey	<b>\$681.5 M</b>
Solano	<b>\$667.8 M</b>
Los Angeles	<b>\$660.8 M</b>
Kings	<b>\$413.4 M</b>
Riverside	<b>\$384.6 M</b>
Yuba	<b>\$335.0 M</b>



■ AF Active  
 ▣ AF Guard  
  AF Reserve  
 ● Army Active  
 ⊕ Army Guard  
  Army Reserve  
 ◆ MC Active  
 ▲ Navy Active  
 ✱ WHS