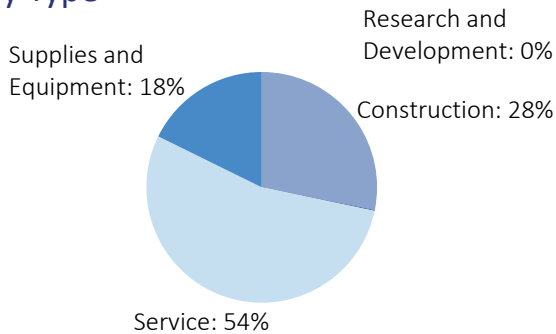


# ALASKA

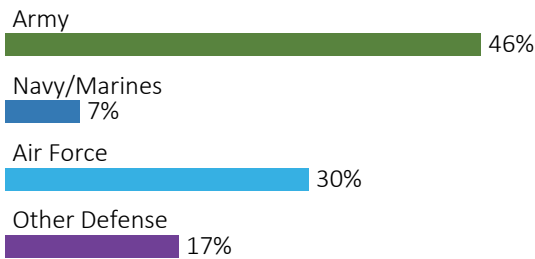
<b>#32</b> \$3.5 B SPENT IN STATE	<b>#5</b> 6.4% OF STATE GDP	<b>0.7%</b> OF TOTAL U.S. DEFENSE SPENDING	<b>\$4,730</b> PER RESIDENT	<b>#36</b> \$1.8 B CONTRACT SPENDING	<b>#27</b> 27,446 NUMBER OF PERSONNEL	<b>#25</b> \$1.7 B PERSONNEL SPENDING
---	--------------------------------	--	--------------------------------	--	---	---

## DEFENSE CONTRACTS

### By Type



### By Service



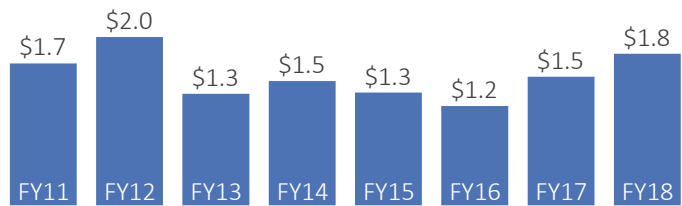
### Top Defense Contractors

(M = millions)

Watterson Construction Co.	\$172.5 M
Arctic Slope Regional Corp.	\$159.4 M
Chugach Alaska Corp.	\$93.2 M
Doyon Utilities (DUL)	\$92.2 M
Haskell Corporation/Davis Constructors JV	\$46.0 M
Alaska Structures Inc.	\$36.8 M
Afognak Native Corp.	\$36.6 M
Crowley	\$36.6 M
Indyne	\$35.1 M
ARCTEC Alaska JV	\$31.9 M

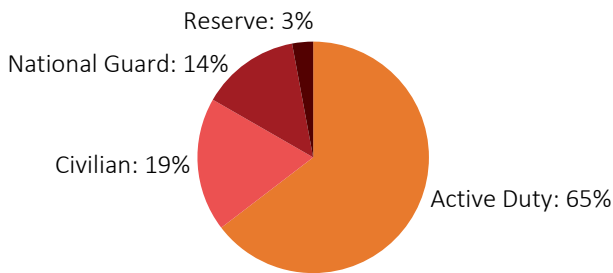
### Contract Awards Performed

(by fiscal year, billions)

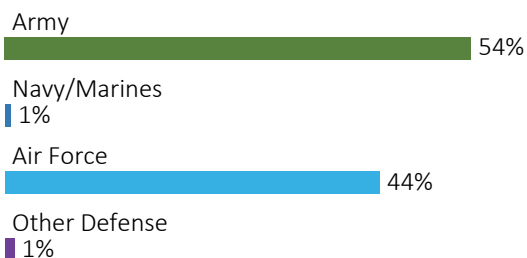


## DEFENSE PERSONNEL

### Allocations, By Type



### Allocations, By Service



**\$1.7 BILLION**  
TOTAL PAYROLL

**27,446**  
TOTAL PERSONNEL

### Top Defense Personnel Locations

County	Active Duty	Civilian	National Guard	Reserve	Total
Anchorage	9,603	3,140	2,435	706	15,884
Fairbanks North Star	7,940	1,615	712	94	10,361
Southeast Fairbanks	ND	303	198	ND	ND
Matanuska-Susitna	ND	ND	248	ND	ND
Denali	32	33	94	ND	ND
Kodiak Island	16	14	ND	ND	ND
Juneau	ND	12	17	ND	ND
Bethel	ND	ND	26	ND	ND
Kenai Peninsula	ND	ND	13	ND	ND
Nome	ND	ND	ND	ND	ND

Data sources: DoD's Defense Manpower Data Center; DoD's Procurement and Acquisition Policy; DoD's Military Installations, Ranges and Training Areas; USASpending.gov; U.S. Bureau of Economic Analysis; U.S. Census Bureau; and U.S. Department of Housing and Urban Development.

### TOP DEFENSE CONTRACT SPENDING LOCATIONS

(M = millions)

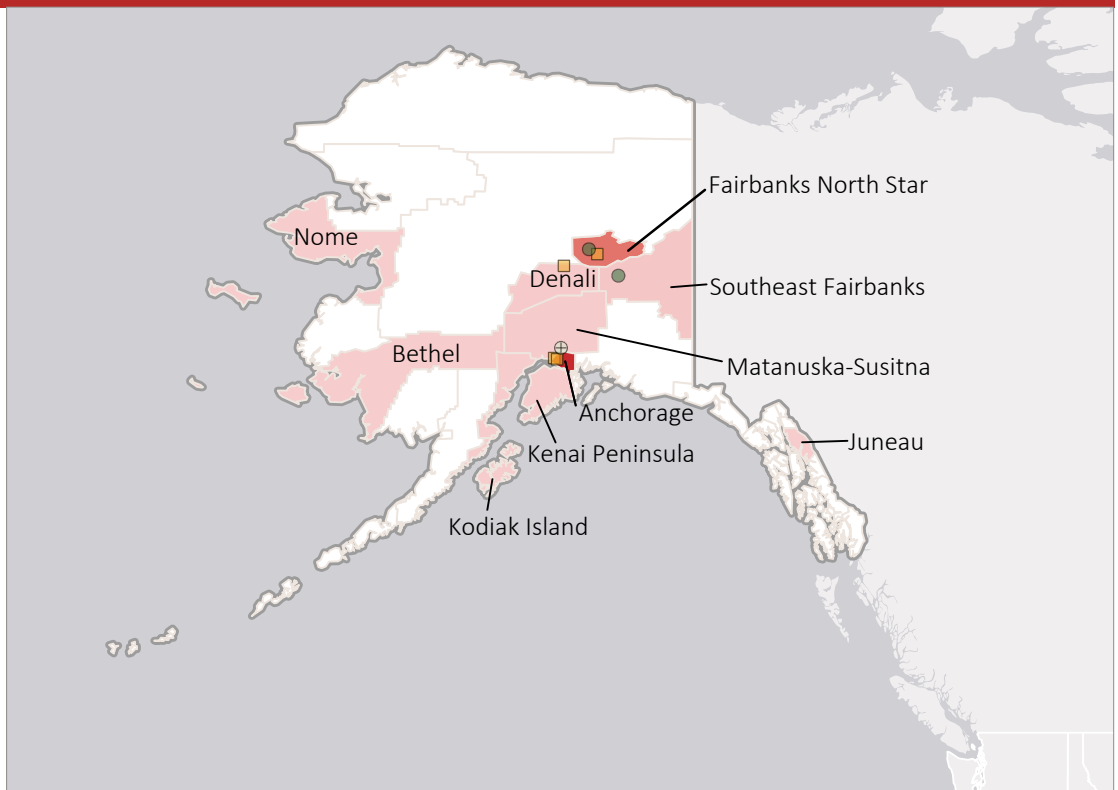
Anchorage	<b>\$818.1 M</b>
Fairbanks North Star	<b>\$664.1 M</b>
Southeast Fairbanks	<b>\$114.0 M</b>
Denali	<b>\$110.0 M</b>
Aleutians West	<b>\$32.6 M</b>
Yukon-Koyukuk	<b>\$16.1 M</b>
Matanuska-Susitna	<b>\$9.3 M</b>
Kenai Peninsula	<b>\$9.1 M</b>
North Slope	<b>\$8.8 M</b>
Ketchikan Gateway	<b>\$8.1 M</b>



### TOP DEFENSE PERSONNEL SPENDING LOCATIONS

(K = thousands, M = millions, B = billions)

Anchorage	<b>\$1.0 B</b>
Fairbanks North Star	<b>\$594.0 M</b>
Southeast Fairbanks	<b>\$41.2 M</b>
Denali	<b>\$14.1 M</b>
Matanuska-Susitna	<b>\$4.2 M</b>
Kodiak Island	<b>\$2.8 M</b>
Juneau	<b>\$1.3 M</b>
Kenai Peninsula	<b>\$481.6 K</b>
Bethel	<b>\$428.6 K</b>
Nome	<b>\$190.6 K</b>



■ AF Active  
 ■ AF Guard  
  AF Reserve  
 ● Army Active  
  Army Guard  
  Army Reserve  
 ◆ MC Active  
 ▲ Navy Active  
 ✱ WHS