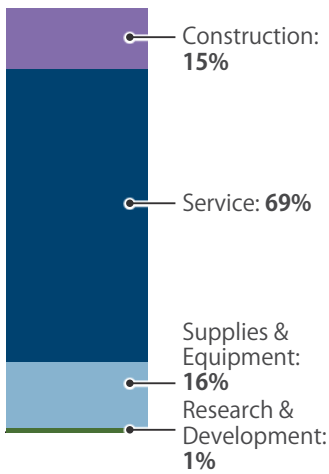
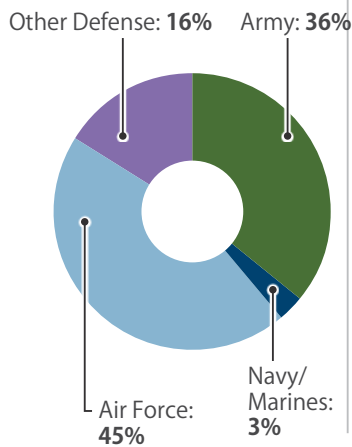


## CONTRACTS

### By Type



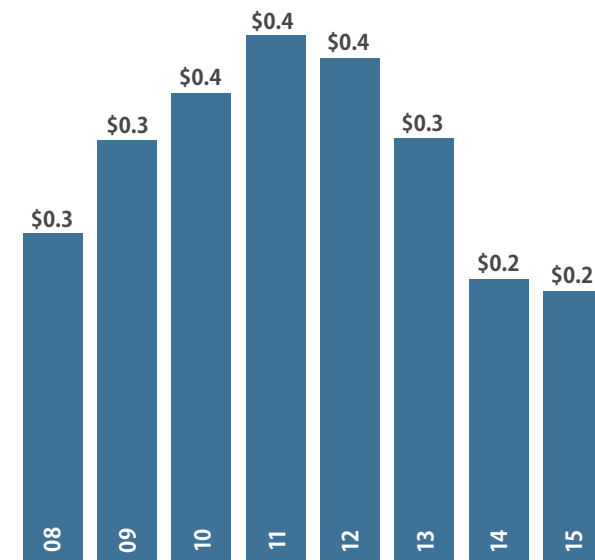
### By Service



### Top Contractors

Contractor	(M=millions)
United Technologies	\$14.8 M
GCCS	\$10.6 M
Dakco Distributors	\$8.9 M
Webb Electric Company of Florida	\$8.5 M
Pro-Mark Services	\$8.0 M
Raas Brothers	\$6.7 M
Johnson Controls	\$6.3 M
Base Utilities	\$5.7 M
Peterson Construction Company	\$5.6 M
Rolac Contracting	\$5.5 M

### Value of Contract Awards Performed (Billions)



**\$747.2 MILLION**  
SPENT IN STATE

**#44**  
IN NATION

**1.4%**  
OF STATE GDP

**#31**  
IN NATION

**% OF TOTAL U.S.**  
DEFENSE SPENDING

**0.2%**

**PER RESIDENT**  
SPENDING

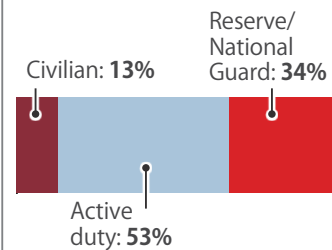
**\$987**

### DEFENSE PERSONNEL

**\$539.7 Million**  
TOTAL PAYROLL

**13,296**  
TOTAL PERSONNEL

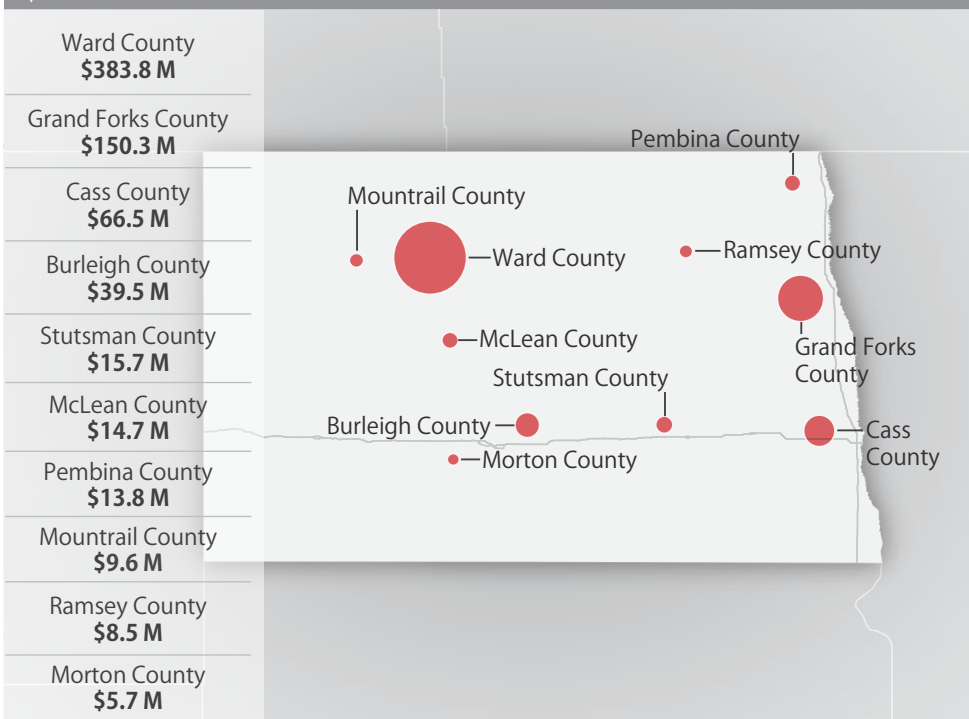
### Allocation, By Type



### Top Personnel Locations

- Ward County**  
6,088
- Cass County**  
2,198
- Grand Forks County**  
2,061
- Burleigh County**  
1,134
- Ramsey County**  
344
- McIntosh County**  
203
- Bottineau County**  
129
- Morton County**  
123
- Pembina County**  
122
- Stark County**  
119

### TOP DEFENSE SPENDING LOCATIONS



**NORTH DAKOTA**