

# WYOMING

#50 \$398.3 MILLION SPENT IN STATE

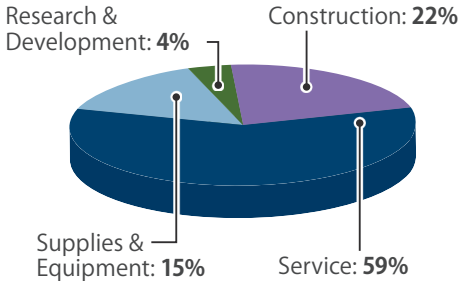
#44 0.9% OF STATE GDP

0.1% OF TOTAL U.S. DEFENSE SPENDING

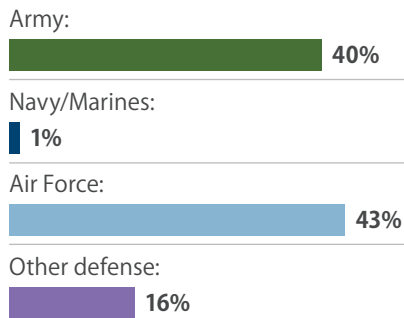
\$682 PER RESIDENT

## CONTRACTS

### By Type



### By Service



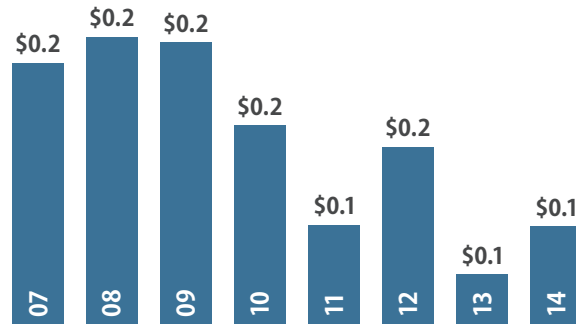
Fiscal Year 2014

### Top Contractors

(M=millions)

Navarro Research and Engineering	\$13.4 M
Recco	\$9.9 M
M1 Support Services	\$9.8 M
Grand Enterprises	\$7.3 M
Lakeshore Engineering Services	\$6.4 M
Federal Contracting	\$5.2 M
The Shaw Group (CB&I)	\$3.8 M
SKILS'KIN	\$3.2 M
BAE Systems	\$2.7 M
Faith Enterprises Incorporated	\$2.4 M

### Value of Contract Awards Performed (Billions)



## DEFENSE PERSONNEL

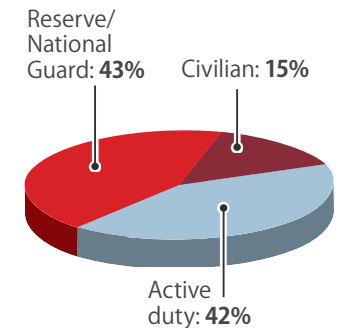
\$275.8 Million

TOTAL PAYROLL

6,972

TOTAL PERSONNEL

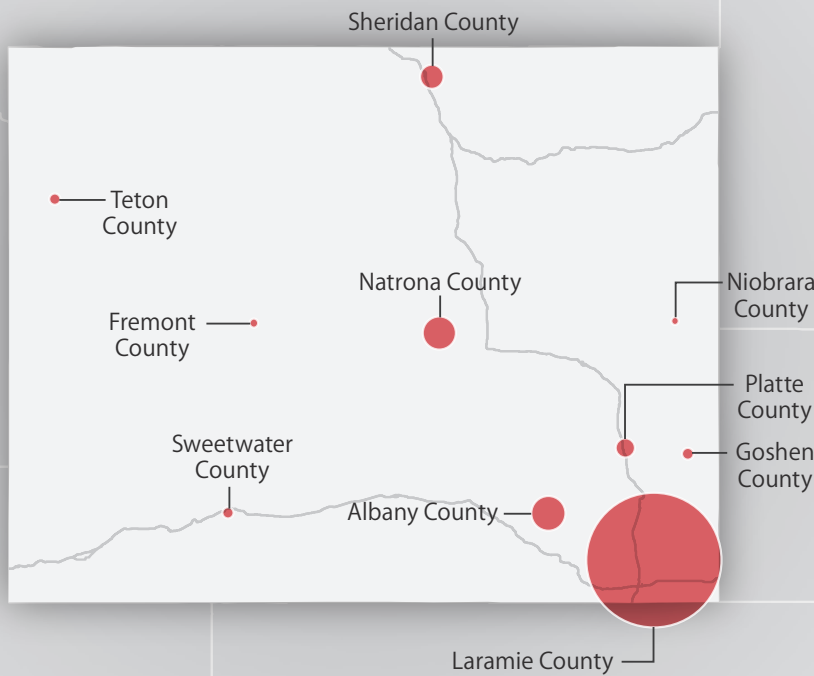
### Allocation, By Type



## TOP DEFENSE SPENDING LOCATIONS

(M=millions)

Laramie County	\$324.2 M
Albany County	\$21.3 M
Natrona County	\$20.3 M
Sheridan County	\$10.5 M
Platte County	\$7.3 M
Goshen County	\$2.6 M
Teton County	\$2.5 M
Sweetwater County	\$2.3 M
Fremont County	\$1.4 M
Niobrara County	\$1.3 M



## Top Personnel Locations

Laramie County	5,494
Albany County	338
Natrona County	238
Platte County	185
Big Horn County	122
Sweetwater County	120
Sheridan County	106
Goshen County	86
Fremont County	76
Niobrara County	73

Sources: Defense Manpower Data Center, U.S. Bureau of Economic Analysis, U.S. Census Bureau, and Chmura Economics & Analytics.