

WISCONSIN

#34 **\$3.1 BILLION** SPENT IN STATE

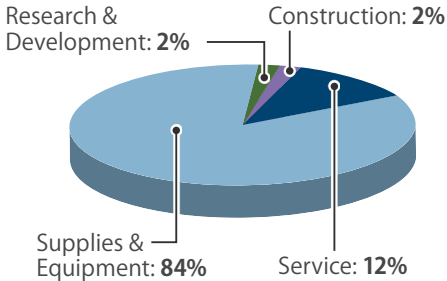
#41 **1.0% OF** STATE GDP

0.7% OF TOTAL U.S. DEFENSE SPENDING

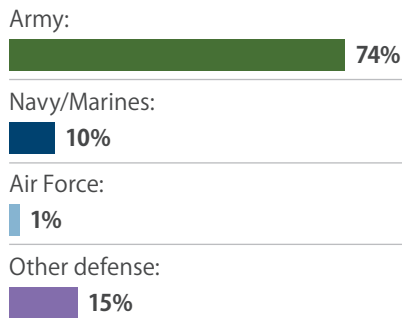
\$532 PER RESIDENT

CONTRACTS

By Type



By Service



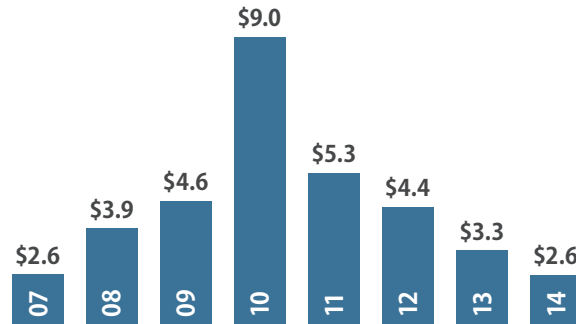
Fiscal Year 2014

Top Contractors

(M=millions B=billions)

Oshkosh Corporation	\$1.7 B
Wisconsin Physicians Service Insurance Corp.	\$123.6 M
National Presto Industries	\$91.4 M
General Electric	\$54.7 M
Snap-on Incorporated	\$40.1 M
Ocenco	\$21.4 M
Tower Industries, Inc.	\$20.5 M
Industries for the Blind	\$16.0 M
ORC Industries	\$14.9 M
Kepa-TCI JV	\$14.0 M

Value of Contract Awards Performed (Billions)



DEFENSE PERSONNEL

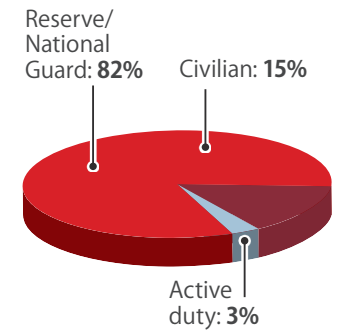
\$462.9 Million

TOTAL PAYROLL

18,260

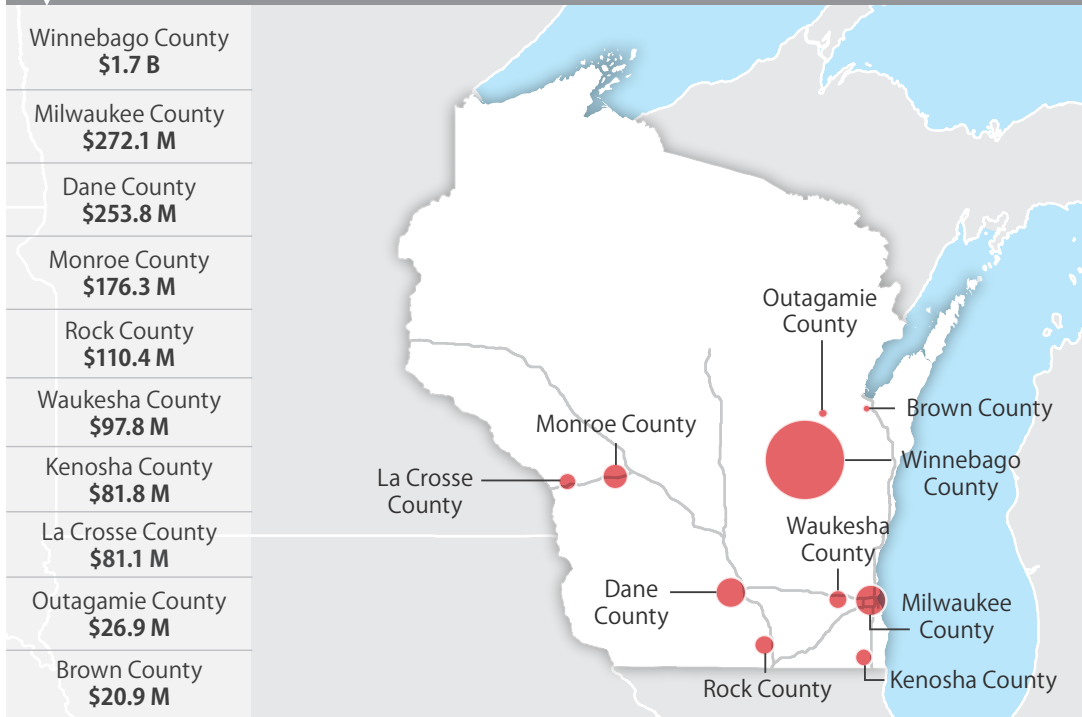
TOTAL PERSONNEL

Allocation, By Type

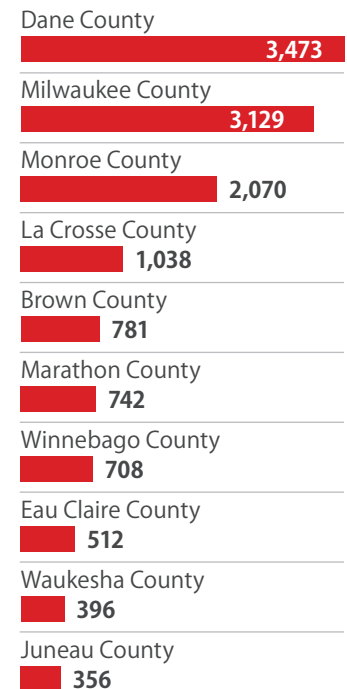


TOP DEFENSE SPENDING LOCATIONS

(M=millions B=billions)



Top Personnel Locations



Sources: Defense Manpower Data Center, U.S. Bureau of Economic Analysis, U.S. Census Bureau, and Chmura Economics & Analytics.