

WEST VIRGINIA

#48 \$539.8 MILLION SPENT IN STATE

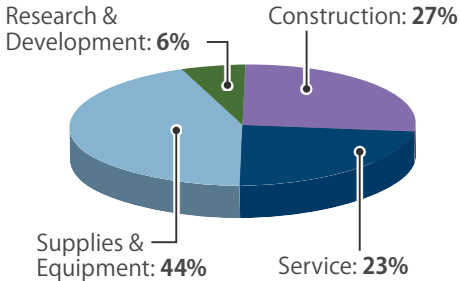
#50 0.7% OF STATE GDP

0.1% OF TOTAL U.S. DEFENSE SPENDING

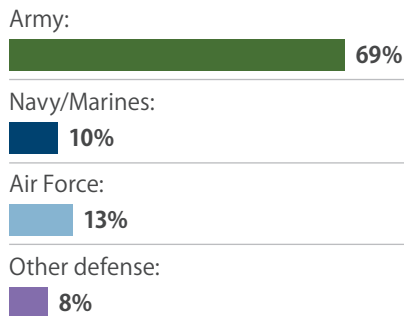
\$292 PER RESIDENT

CONTRACTS

By Type



By Service



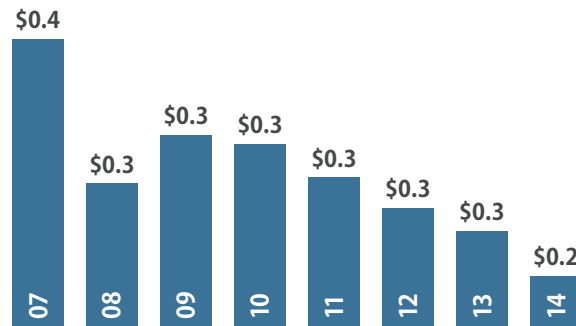
Fiscal Year 2014

Top Contractors

(M=millions)

Alliant Techsystems Inc	\$69.5 M
McTech	\$18.4 M
Heeter Construction	\$18.3 M
Shaka, Inc.	\$16.0 M
Allied Defense Industries Inc	\$6.9 M
Port Amherst	\$5.8 M
Electronic Warfare Associates	\$5.5 M
Wycliffe Enterprises	\$5.1 M
River Trading Company	\$3.5 M
B/E Aerospace	\$3.4 M

Value of Contract Awards Performed (Billions)



DEFENSE PERSONNEL

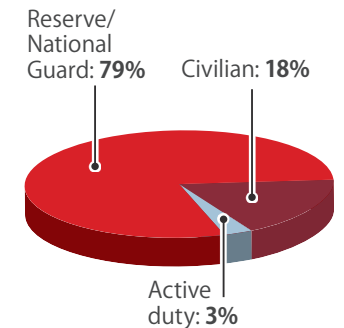
\$306.9 Million

TOTAL PAYROLL

10,711

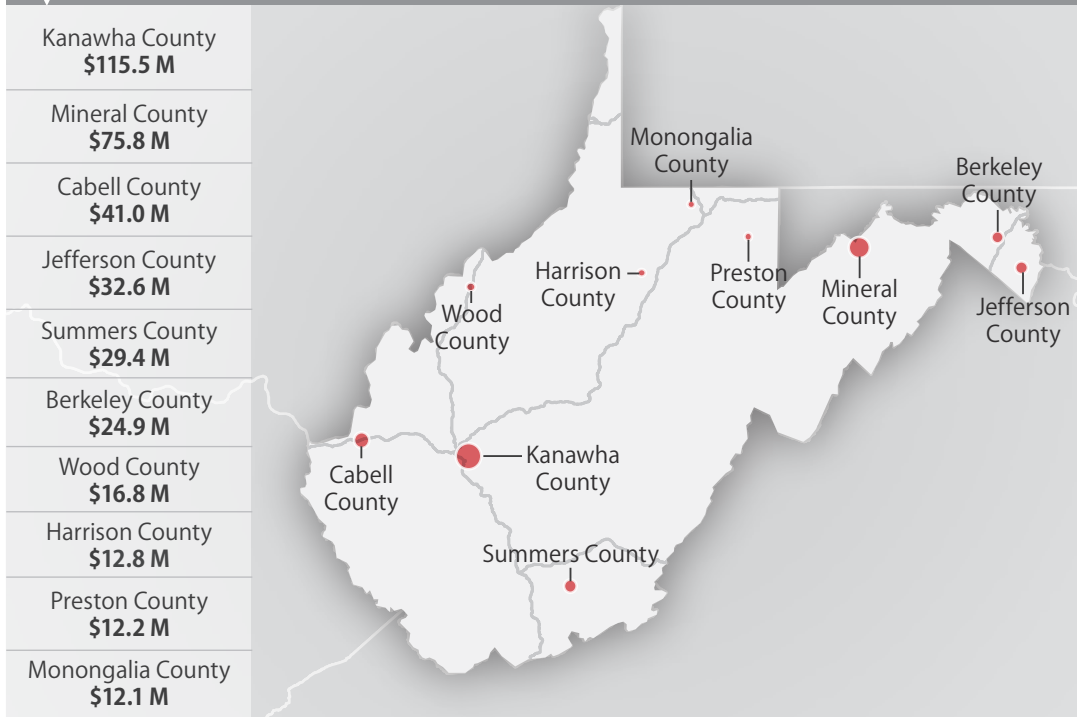
TOTAL PERSONNEL

Allocation, By Type




TOP DEFENSE SPENDING LOCATIONS

(M=millions)



Top Personnel Locations



Sources: Defense Manpower Data Center, U.S. Bureau of Economic Analysis, U.S. Census Bureau, and Chmura Economics & Analytics.