

VIRGINIA

#1 \$54.7 BILLION SPENT IN STATE

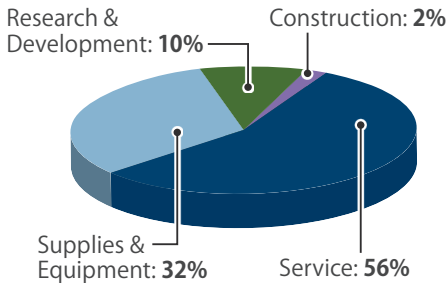
#1 11.8% OF STATE GDP

13.1% OF TOTAL U.S. DEFENSE SPENDING

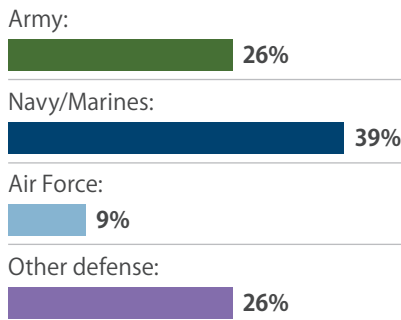
\$6,567 PER RESIDENT

CONTRACTS

By Type



By Service



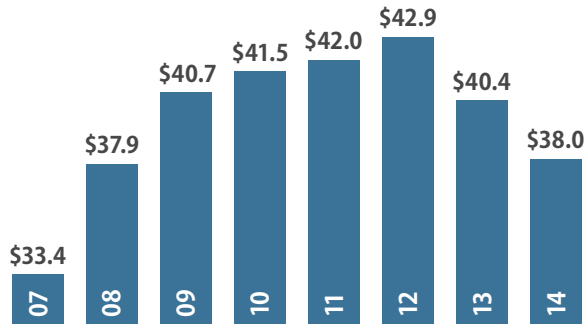
Fiscal Year 2014

Top Contractors

(M=millions B=billions)

Huntington Ingalls	\$3.5 B
Hewlett-Packard	\$1.8 B
Booz Allen Hamilton Holding Corporation	\$1.6 B
SAIC	\$1.6 B
CACI	\$1.1 B
Lockheed Martin	\$937.2 M
Exxon Mobil	\$925.7 M
Atlantic Diving Supply	\$882.9 M
BAE Systems	\$743.1 M
Northrup Grumman	\$645.3 M

Value of Contract Awards Performed (Billions)



DEFENSE PERSONNEL

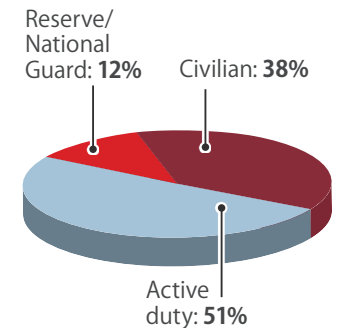
\$16.6 Billion

TOTAL PAYROLL

242,936

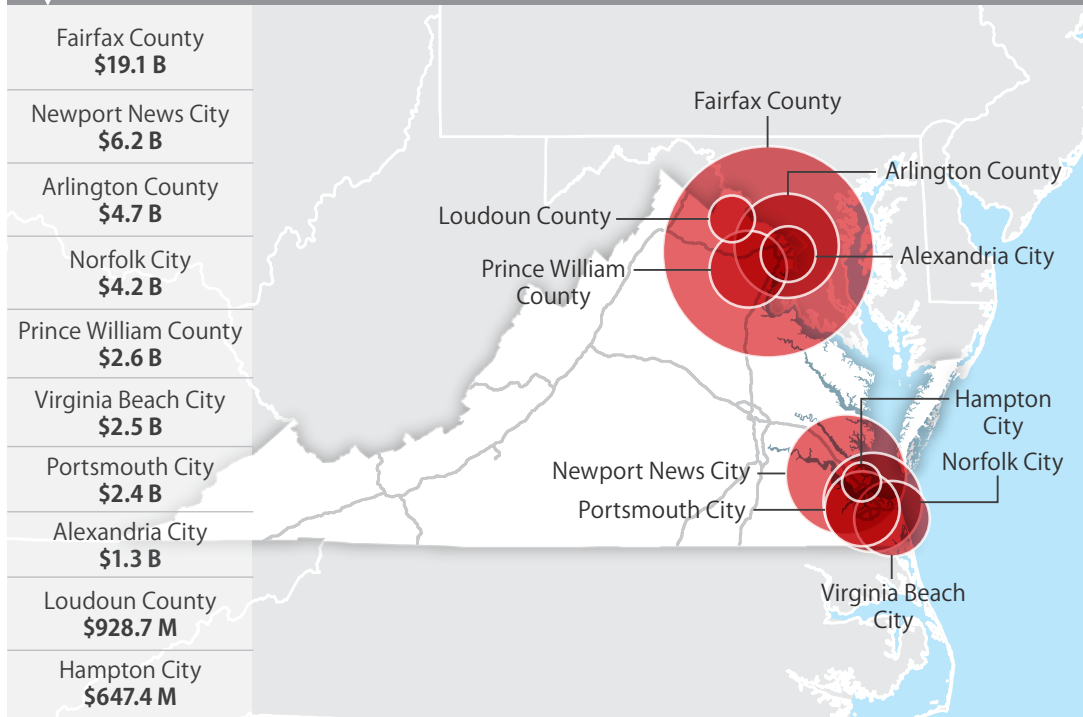
TOTAL PERSONNEL

Allocation, By Type

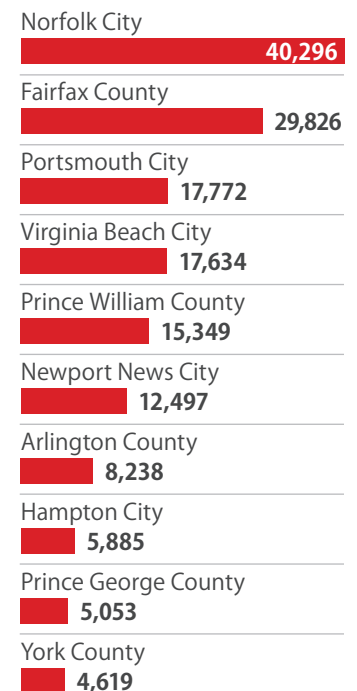


TOP DEFENSE SPENDING LOCATIONS

(M=millions B=billions)



Top Personnel Locations



Sources: Defense Manpower Data Center, U.S. Bureau of Economic Analysis, U.S. Census Bureau, and Chmura Economics & Analytics.