

# UTAH

#32 **\$3.3 BILLION**  
SPENT IN STATE

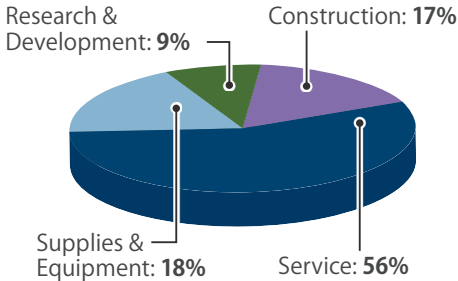
#23 **2.3% OF**  
STATE GDP

**0.8%** OF TOTAL U.S.  
DEFENSE SPENDING

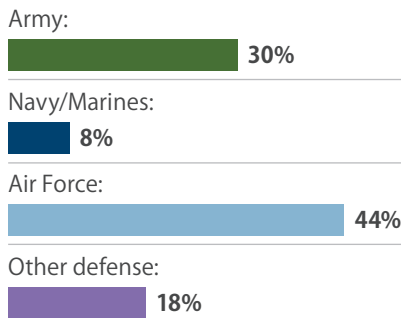
**\$1,122** PER RESIDENT

## CONTRACTS

### By Type



### By Service



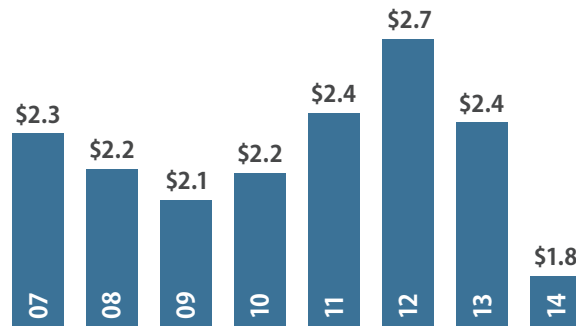
Fiscal Year 2014

### Top Contractors

(M=millions)

Huntington Ingalls	\$356.4 M
L-3 Communications	\$312.1 M
URS	\$227.7 M
Carlyle Partners IV	\$149.4 M
Balfour Beatty/DPR/Big-D Joint Venture	\$47.5 M
Alliant Techsystems	\$45.8 M
Utah State University	\$42.0 M
The Sinclair Companies	\$21.7 M
3M	\$18.1 M
IMSAR	\$16.0 M

### Value of Contract Awards Performed (Billions)



## DEFENSE PERSONNEL

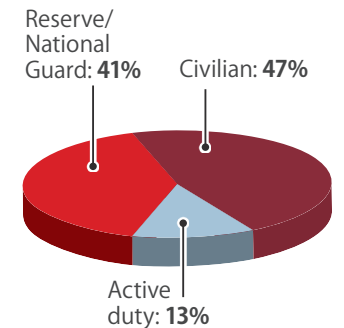
**\$1.5 Billion**

TOTAL PAYROLL

**29,806**

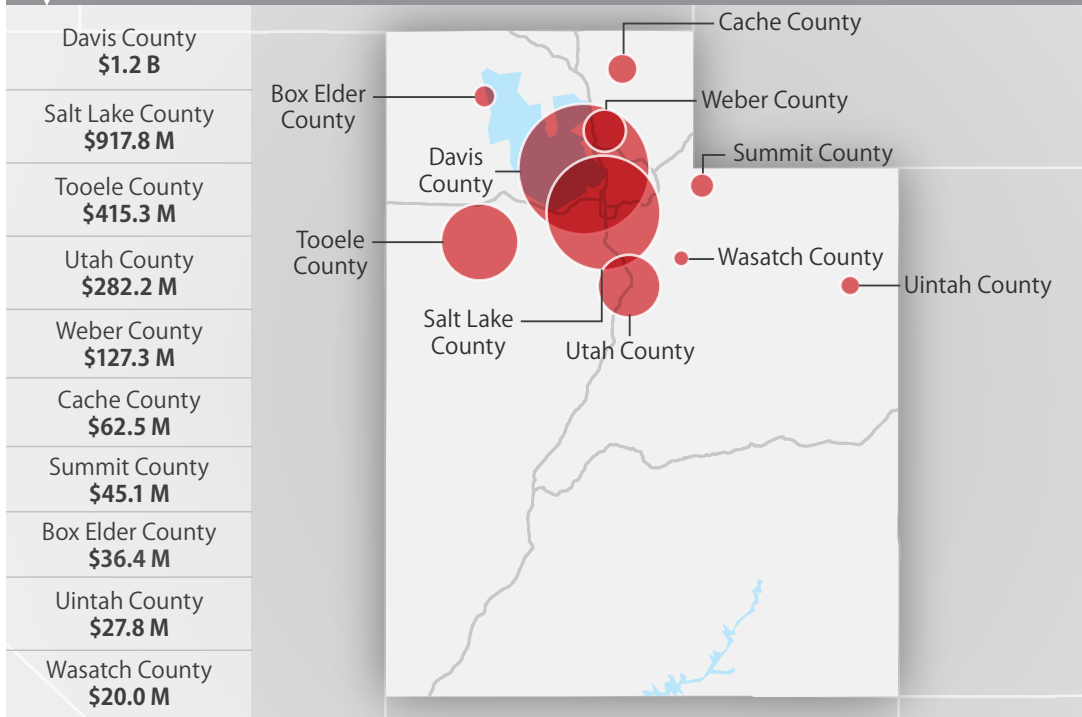
TOTAL PERSONNEL

### Allocation, By Type

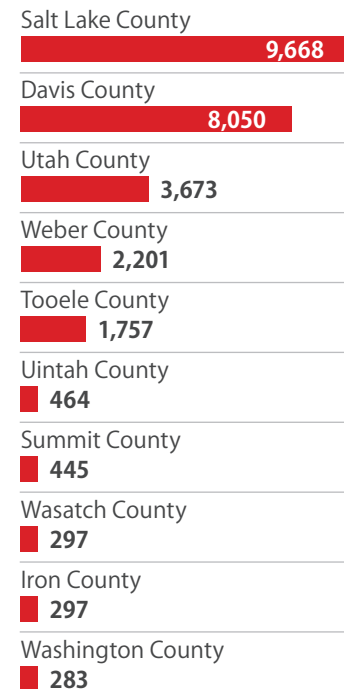


## TOP DEFENSE SPENDING LOCATIONS

(M=millions B=billions)



## Top Personnel Locations



Sources: Defense Manpower Data Center, U.S. Bureau of Economic Analysis, U.S. Census Bureau, and Chmura Economics & Analytics.