

# TEXAS

#3 \$39.6 BILLION SPENT IN STATE

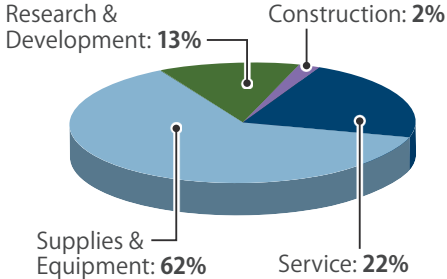
#20 2.5% OF STATE GDP

9.5% OF TOTAL U.S. DEFENSE SPENDING

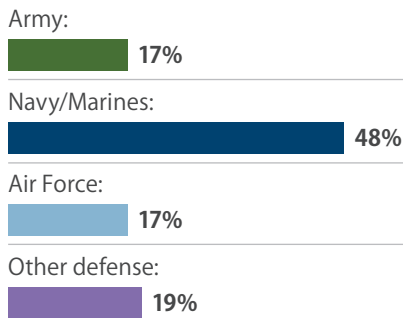
\$1,468 PER RESIDENT

## CONTRACTS

### By Type



### By Service



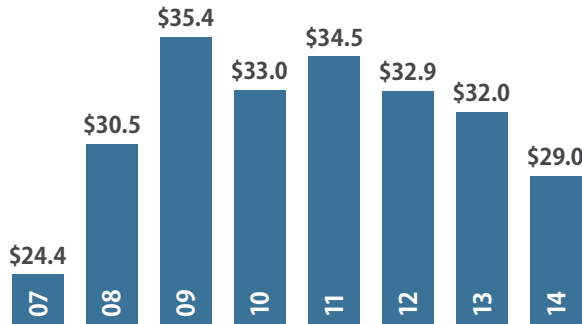
Fiscal Year 2014

### Top Contractors

(M=millions B=billions)

Lockheed Martin	\$12.8 B
Bell Boeing Joint Project Office	\$3.4 B
L-3 Communications	\$2.5 B
Royal Dutch Shell	\$1.8 B
Textron	\$1.2 B
Valero	\$1.0 B
Raytheon	\$976.7 M
Kelly Aviation Center	\$356.5 M
Western Refining	\$341.0 M
Cerberus Capital Management	\$321.4 M

### Value of Contract Awards Performed (Billions)



## DEFENSE PERSONNEL

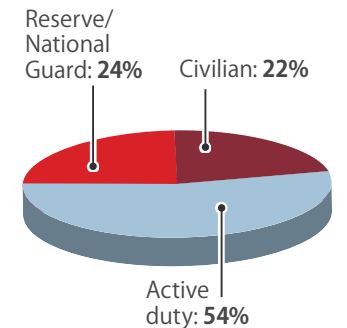
\$10.6 Billion

TOTAL PAYROLL

217,674

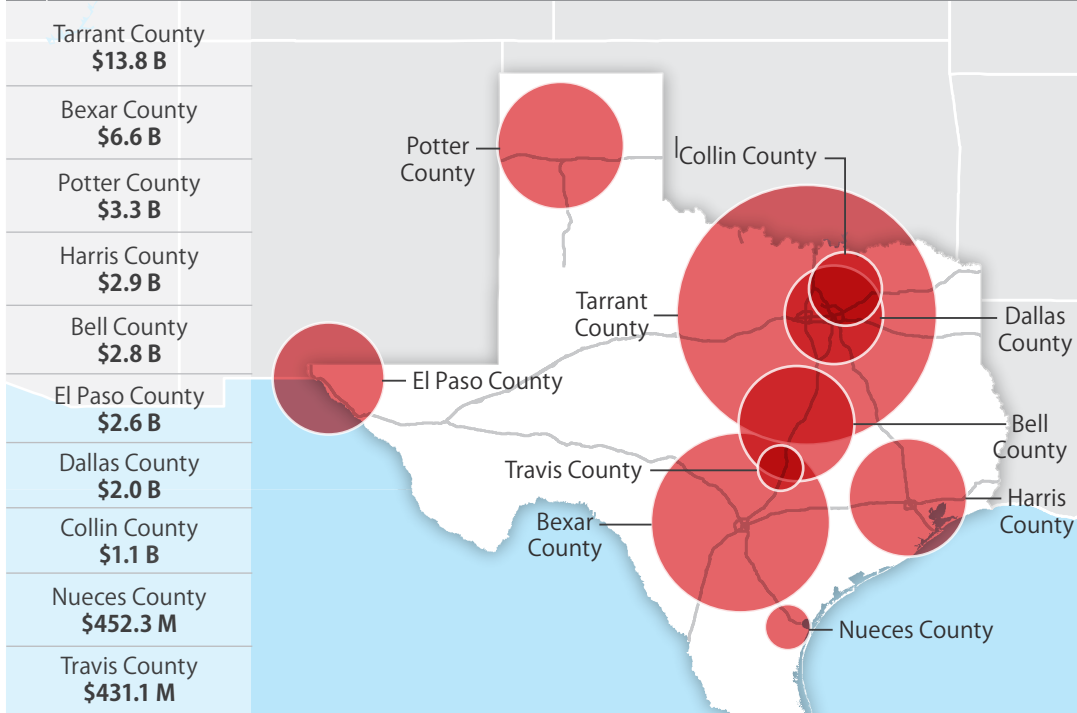
TOTAL PERSONNEL

### Allocation, By Type

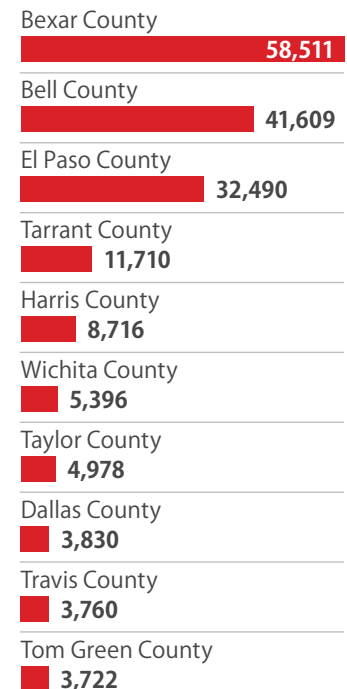


## TOP DEFENSE SPENDING LOCATIONS

(M=millions B=billions)



## Top Personnel Locations



Sources: Defense Manpower Data Center, U.S. Bureau of Economic Analysis, U.S. Census Bureau, and Chmura Economics & Analytics.