

SOUTH DAKOTA

#46 \$686.7 MILLION SPENT IN STATE

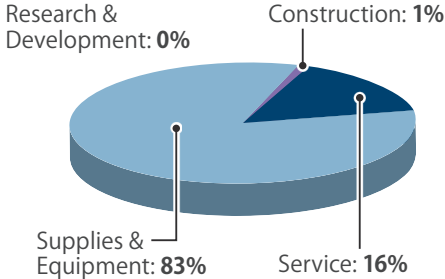
#31 1.4% OF STATE GDP

0.2% OF TOTAL U.S. DEFENSE SPENDING

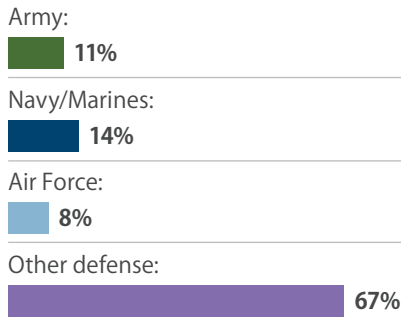
\$805 PER RESIDENT

CONTRACTS

By Type



By Service



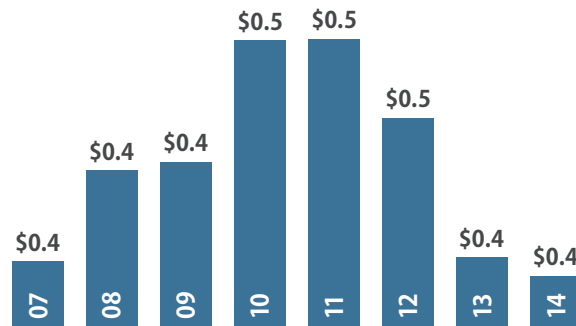
Fiscal Year 2014

Top Contractors

(M=millions)

Tyson Foods	\$223.8 M
BAE Systems	\$35.5 M
Forest Products Distributors	\$6.1 M
Royal Bridge	\$5.8 M
M1 Support Services	\$5.2 M
Chenega Corporation	\$4.2 M
Black Hills Ammunition Inc.	\$4.1 M
Astec Industries, Inc.	\$3.6 M
GBK Joint Venture	\$3.5 M
NIITEK	\$3.0 M

Value of Contract Awards Performed (Billions)

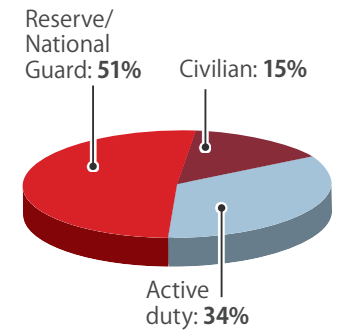


DEFENSE PERSONNEL

\$334.5 Million
TOTAL PAYROLL

9,430
TOTAL PERSONNEL

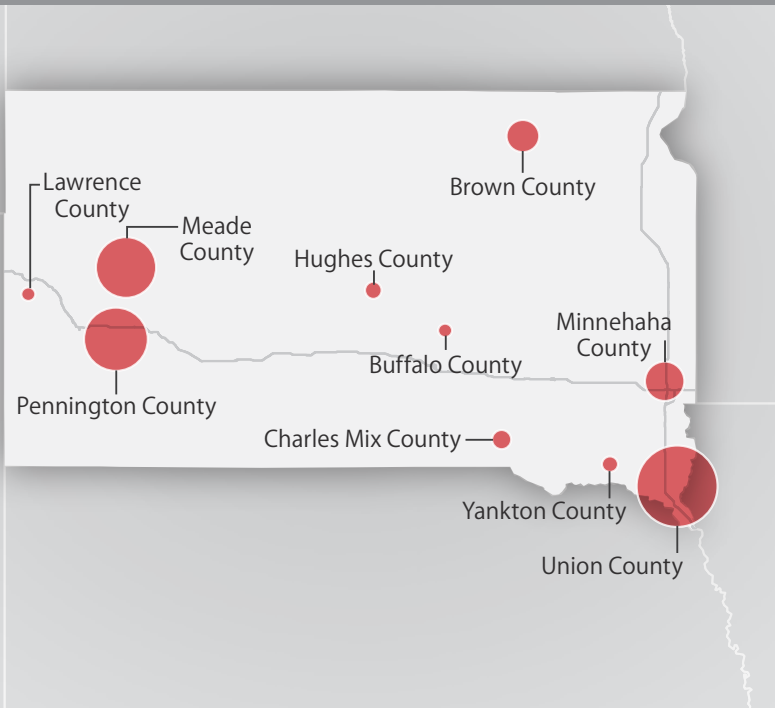
Allocation, By Type



TOP DEFENSE SPENDING LOCATIONS

(M=millions)

Union County	\$228.3 M
Pennington County	\$140.3 M
Meade County	\$127.0 M
Minnehaha County	\$55.7 M
Brown County	\$36.3 M
Charles Mix County	\$13.4 M
Hughes County	\$10.8 M
Yankton County	\$9.2 M
Buffalo County	\$7.0 M
Lawrence County	\$7.0 M



Top Personnel Locations

Pennington County	2,627
Minnehaha County	2,195
Meade County	2,113
Day County	301
Brown County	276
Charles Mix County	176
Hughes County	154
Lincoln County	122
Sanborn County	120
Lawrence County	117

Sources: Defense Manpower Data Center, U.S. Bureau of Economic Analysis, U.S. Census Bureau, and Chmura Economics & Analytics.