

SOUTH CAROLINA

#22 **\$6.1 BILLION**
SPENT IN STATE

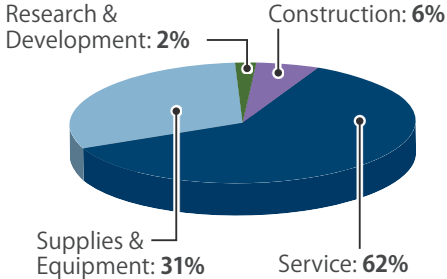
#15 **3.3% OF**
STATE GDP

1.5% OF TOTAL U.S.
DEFENSE SPENDING

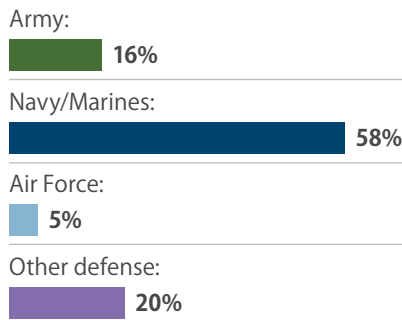
\$1,262 PER RESIDENT

CONTRACTS

By Type



By Service



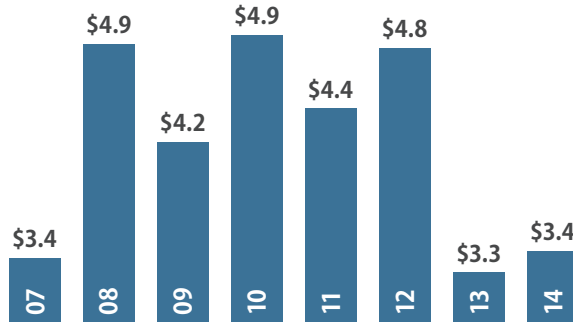
Fiscal Year 2014

Top Contractors

(M=millions)

| | |
|--|-----------|
| SAIC | \$254.7 M |
| General Dynamics | \$147.7 M |
| L-3 Communications | \$126.7 M |
| Lockheed Martin | \$109.9 M |
| Cerberus Cptl Mgmt (Readiness Mgmt Sprt) | \$93.5 M |
| Force Protection, Inc. | \$88.5 M |
| Honeywell International | \$88.1 M |
| Mercom | \$83.3 M |
| CACI | \$79.5 M |
| UNAKA | \$68.5 M |

Value of Contract Awards Performed (Billions)



DEFENSE PERSONNEL

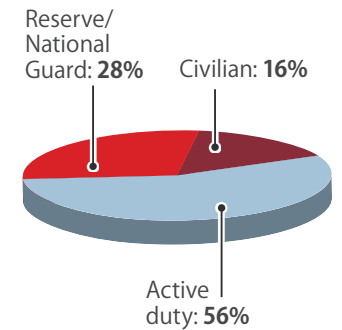
\$2.7 Billion

TOTAL PAYROLL

65,812

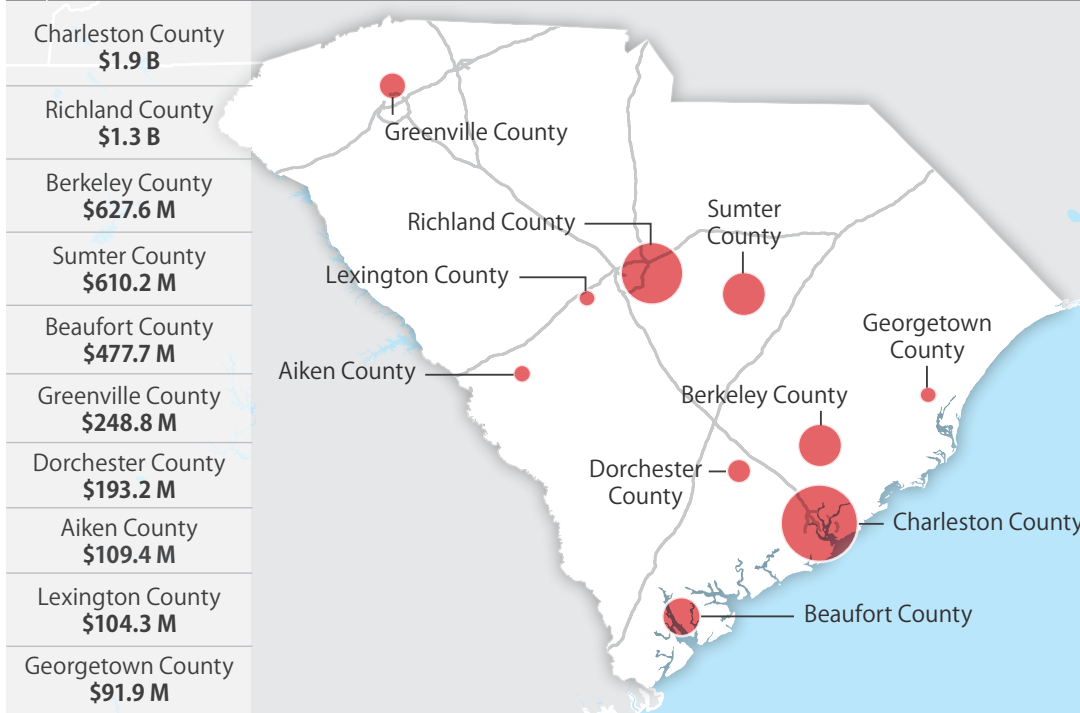
TOTAL PERSONNEL

Allocation, By Type

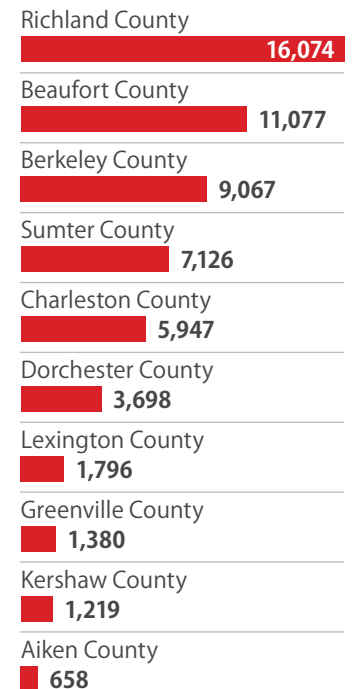


TOP DEFENSE SPENDING LOCATIONS

(M=millions B=billions)



Top Personnel Locations



Sources: Defense Manpower Data Center, U.S. Bureau of Economic Analysis, U.S. Census Bureau, and Chmura Economics & Analytics.