

# RHODE ISLAND

#38 \$2.1 BILLION SPENT IN STATE

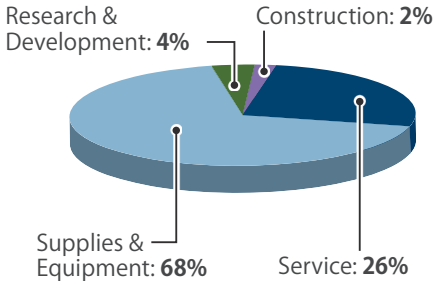
#13 3.8% OF STATE GDP

0.5% OF TOTAL U.S. DEFENSE SPENDING

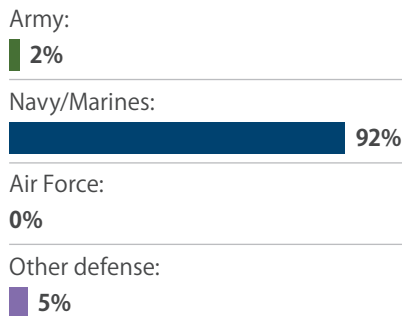
\$1,948 PER RESIDENT

## CONTRACTS

### By Type



### By Service



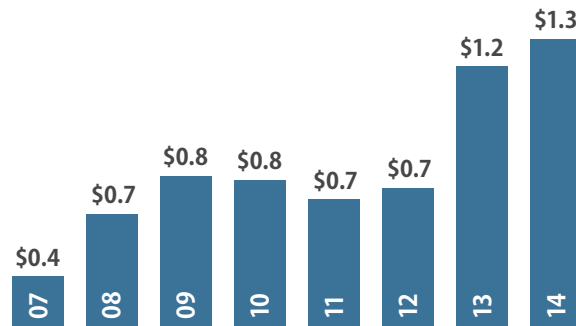
Fiscal Year 2014

### Top Contractors

(M=millions)

Raytheon	\$257.1 M
Systems Engineering & Associates	\$49.9 M
L-3 Communications	\$41.4 M
McLaughlin Research Corporation	\$23.6 M
SAIC	\$22.9 M
BAE Systems	\$20.2 M
Alion Science and Technology	\$13.4 M
Lockheed Martin	\$13.0 M
Rite-Solutions	\$9.2 M
Doyon	\$8.8 M

### Value of Contract Awards Performed (Billions)



## DEFENSE PERSONNEL

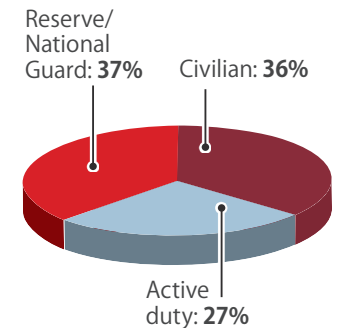
\$754.3 Million

TOTAL PAYROLL

12,328

TOTAL PERSONNEL

### Allocation, By Type

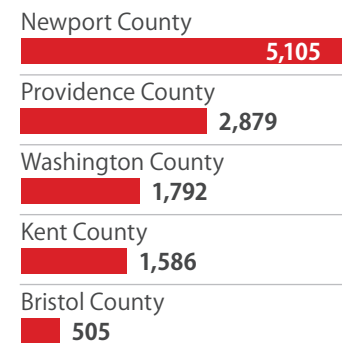


## TOP DEFENSE SPENDING LOCATIONS

(M=millions)



## Top Personnel Locations



Sources: Defense Manpower Data Center, U.S. Bureau of Economic Analysis, U.S. Census Bureau, and Chmura Economics & Analytics.