

# PENNSYLVANIA

#6 \$14.2 BILLION SPENT IN STATE

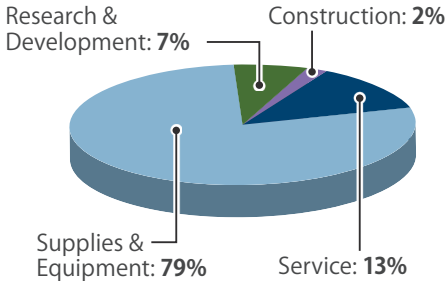
#25 2.2% OF STATE GDP

3.4% OF TOTAL U.S. DEFENSE SPENDING

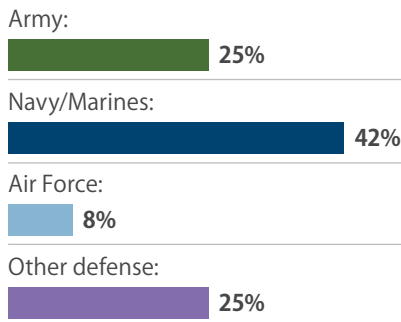
\$1,112 PER RESIDENT

## CONTRACTS

### By Type



### By Service



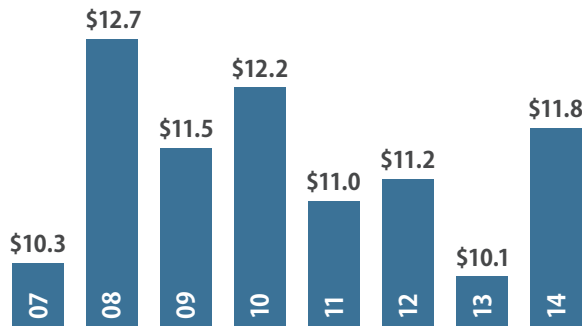
Fiscal Year 2014

### Top Contractors

(M=millions B=billions)

Bechtel	\$3.5 B
Boeing	\$1.5 B
AmerisourceBergen	\$1.5 B
Lockheed Martin	\$756.3 M
BAE Systems	\$566.6 M
Highmark Inc.	\$239.9 M
Navmar Applied Sciences	\$200.8 M
Carnegie Mellon University	\$189.1 M
Pennsylvania State University	\$141.0 M
United States Department of Energy	\$114.7 M

### Value of Contract Awards Performed (Billions)



## DEFENSE PERSONNEL

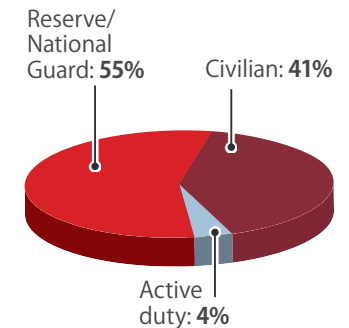
\$2.5 Billion

TOTAL PAYROLL

57,513

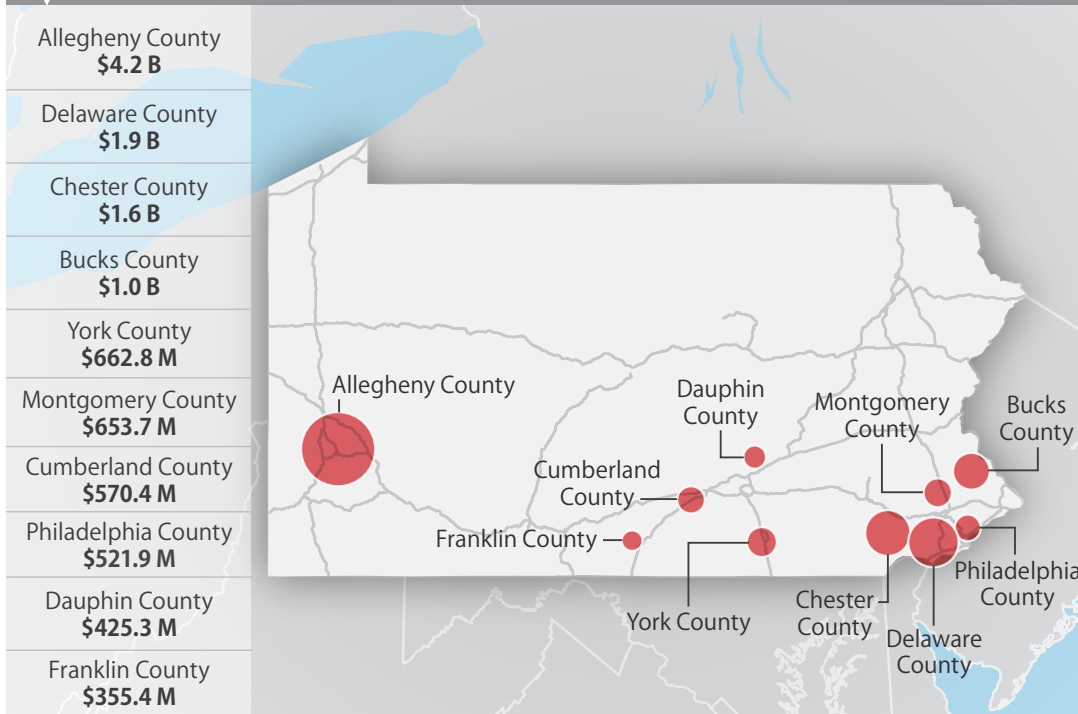
TOTAL PERSONNEL

### Allocation, By Type

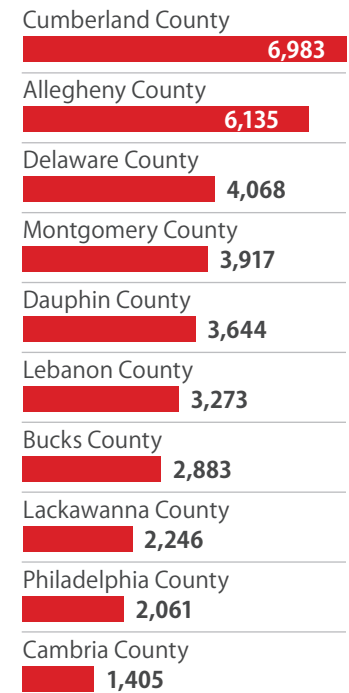


## TOP DEFENSE SPENDING LOCATIONS

(M=millions B=billions)



## Top Personnel Locations



Sources: Defense Manpower Data Center, U.S. Bureau of Economic Analysis, U.S. Census Bureau, and Chmura Economics & Analytics.