

# OKLAHOMA

#26 **\$4.3 BILLION**  
SPENT IN STATE

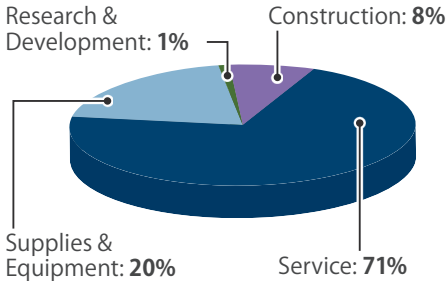
#24 **2.3% OF**  
STATE GDP

**1.0%** OF TOTAL U.S.  
DEFENSE SPENDING

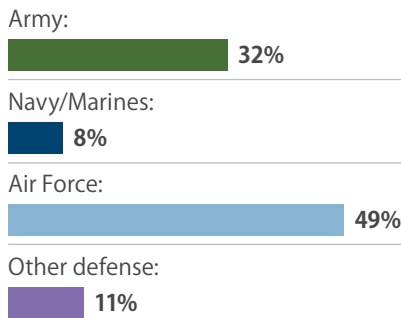
**\$1,105** PER RESIDENT

## CONTRACTS

### By Type



### By Service



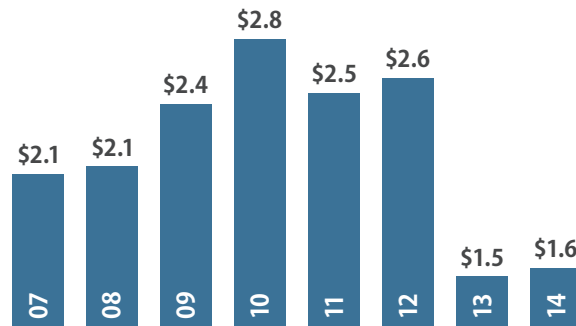
Fiscal Year 2014

### Top Contractors

(M=millions)

Boeing	\$202.0 M
URS	\$139.6 M
Computer Sciences Corporation	\$130.7 M
Finmeccanica	\$52.5 M
Chugach Alaska Corporation	\$48.3 M
Cherokee Nation	\$45.3 M
Ross Group Construction	\$31.2 M
Professional Contract Services, Inc.	\$30.6 M
L-3 Communications	\$30.1 M
Harper Construction	\$21.7 M

### Value of Contract Awards Performed (Billions)



## DEFENSE PERSONNEL

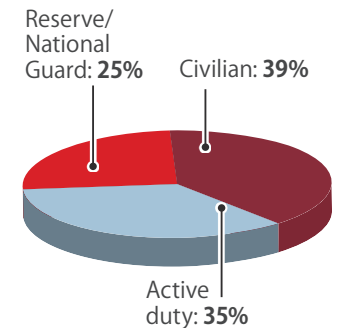
**\$2.7 Billion**

TOTAL PAYROLL

**55,509**

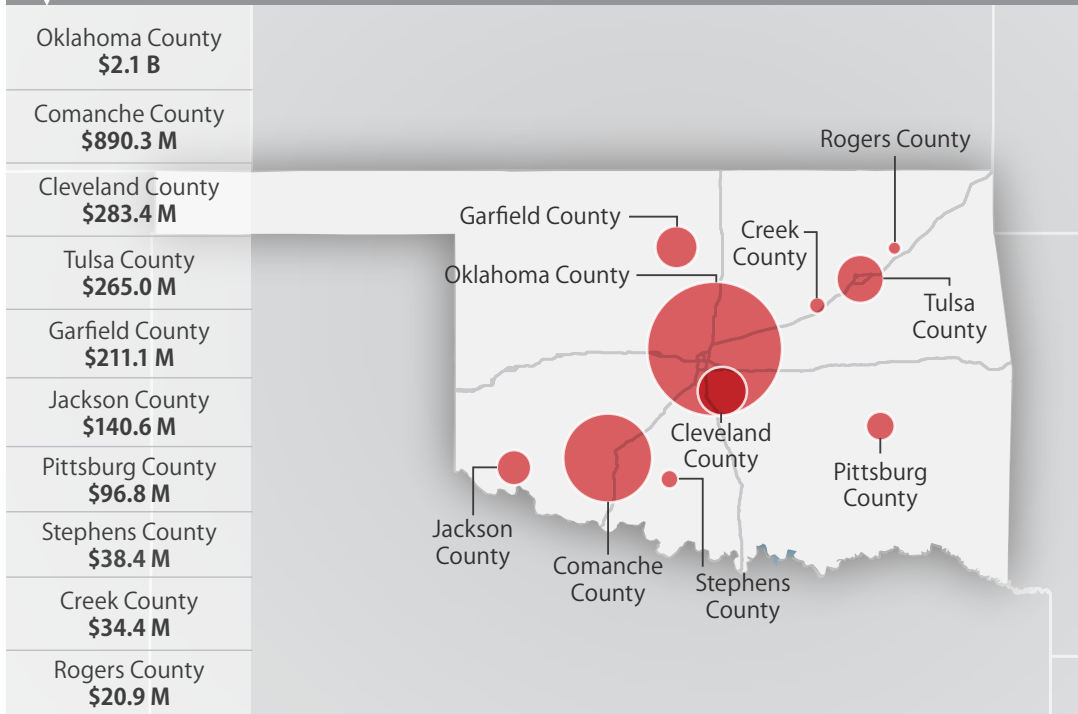
TOTAL PERSONNEL

### Allocation, By Type

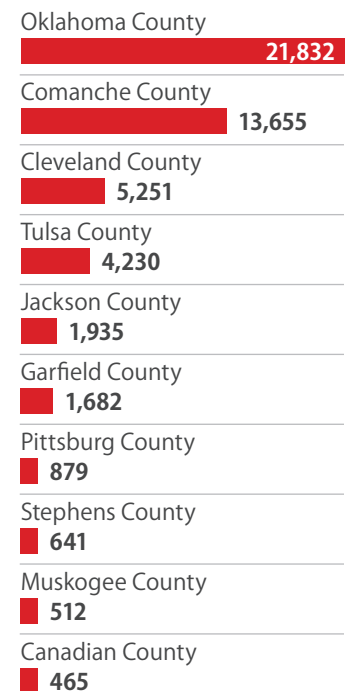


## TOP DEFENSE SPENDING LOCATIONS

(M=millions B=billions)



## Top Personnel Locations



Sources: Defense Manpower Data Center, U.S. Bureau of Economic Analysis, U.S. Census Bureau, and Chmura Economics & Analytics.