

OHIO

#19 \$7.2 BILLION SPENT IN STATE

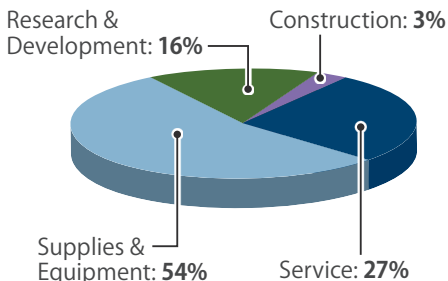
#33 1.2% OF STATE GDP

1.7% OF TOTAL U.S. DEFENSE SPENDING

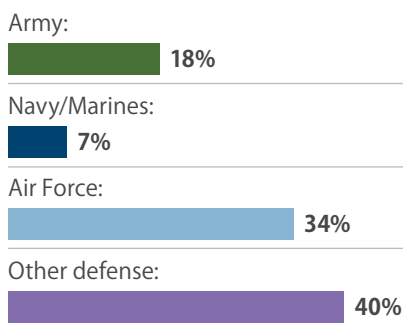
\$617 PER RESIDENT

CONTRACTS

By Type



By Service



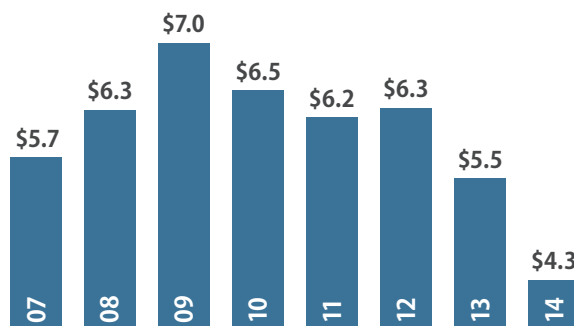
Fiscal Year 2014

Top Contractors

(M=millions)

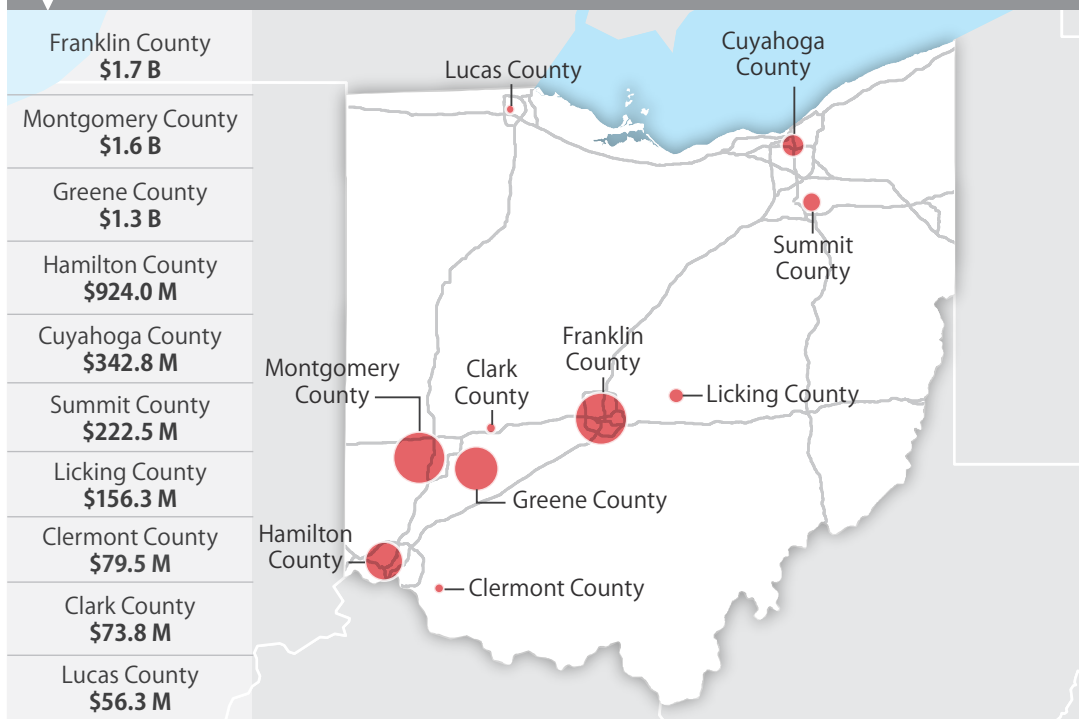
General Electric	\$648.4 M
Cardinal Health	\$639.7 M
Battelle Memorial Institute	\$324.3 M
Boeing	\$121.1 M
Lockheed Martin	\$119.0 M
CFM International	\$111.6 M
DDJ Capital Mgmt (The Wornick Company)	\$102.4 M
L-3 Communications	\$96.3 M
General Dynamics	\$57.2 M
Macaulay-Brown, Inc	\$51.9 M

Value of Contract Awards Performed (Billions)



TOP DEFENSE SPENDING LOCATIONS

(M=millions B=billions)



Sources: Defense Manpower Data Center, U.S. Bureau of Economic Analysis, U.S. Census Bureau, and Chmura Economics & Analytics.

DEFENSE PERSONNEL

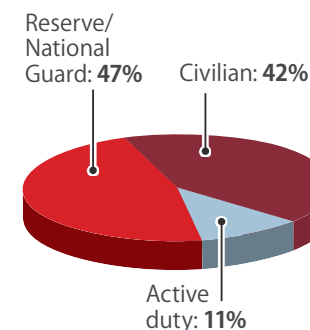
\$2.8 Billion

TOTAL PAYROLL

59,457

TOTAL PERSONNEL

Allocation, By Type



Top Personnel Locations

