

NORTH DAKOTA

#44 \$764.8 MILLION SPENT IN STATE

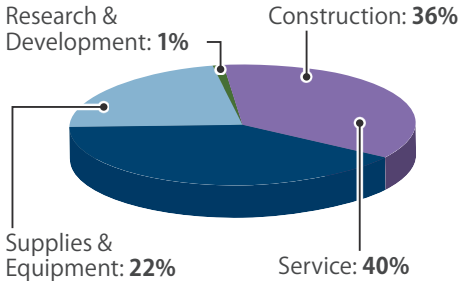
#34 1.2% OF STATE GDP

0.2% OF TOTAL U.S. DEFENSE SPENDING

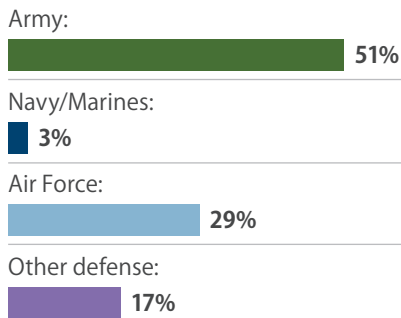
\$1,034 PER RESIDENT

CONTRACTS

By Type



By Service



Fiscal Year 2014

Top Contractors

(M=millions)

Sundt	\$30.2 M
PCL Employees Holdings	\$13.4 M
Tesoro	\$13.2 M
Dakco Distributors	\$10.9 M
Pro-Mark Services	\$9.5 M
Koontz Electric Company	\$9.2 M
Construction Engineers	\$7.2 M
Rolac Contracting, Inc.	\$4.8 M
S & S Coatings Inc.	\$4.8 M
Fiore Industries	\$3.8 M

Value of Contract Awards Performed (Billions)

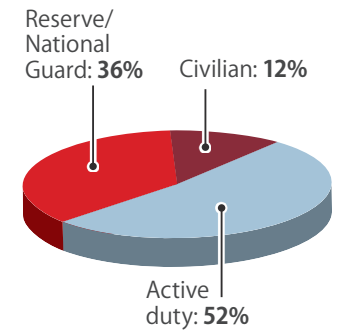


DEFENSE PERSONNEL

\$552.1 Million
TOTAL PAYROLL

13,242
TOTAL PERSONNEL

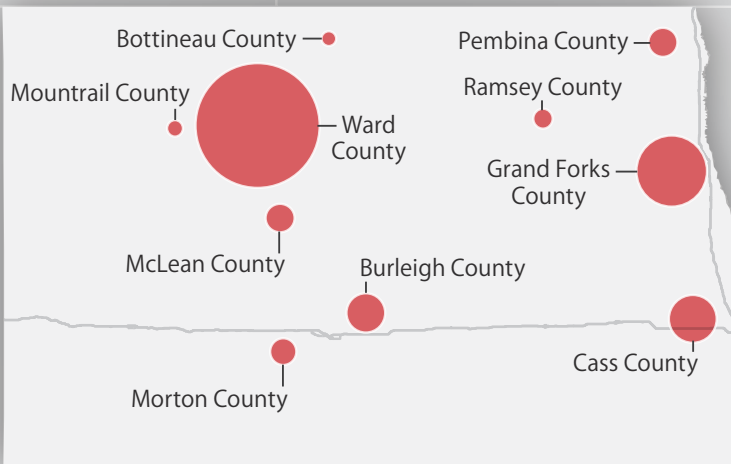
Allocation, By Type



TOP DEFENSE SPENDING LOCATIONS

(M=millions)

Ward County	\$398.5 M
Grand Forks County	\$132.9 M
Cass County	\$61.4 M
Burleigh County	\$41.2 M
McLean County	\$22.6 M
Pembina County	\$21.6 M
Morton County	\$18.5 M
Ramsey County	\$11.1 M
Mountrail County	\$6.9 M
Bottineau County	\$6.3 M



Top Personnel Locations

Ward County	5,827
Cass County	2,171
Grand Forks County	2,116
Burleigh County	1,237
Ramsey County	375
McIntosh County	219
Stark County	184
Bottineau County	142
Pembina County	135
Morton County	125

Sources: Defense Manpower Data Center, U.S. Bureau of Economic Analysis, U.S. Census Bureau, and Chmura Economics & Analytics.