

NORTH CAROLINA

#13 \$10.1 BILLION SPENT IN STATE

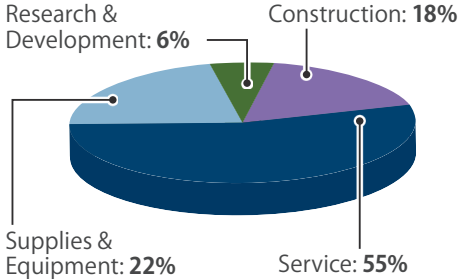
#28 2.1% OF STATE GDP

2.4% OF TOTAL U.S. DEFENSE SPENDING

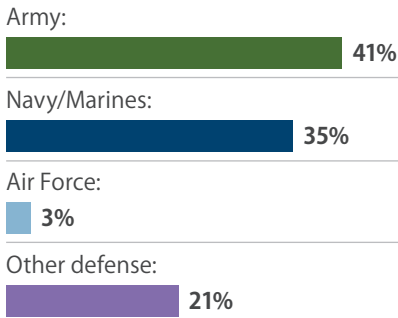
\$1,012 PER RESIDENT

CONTRACTS

By Type



By Service



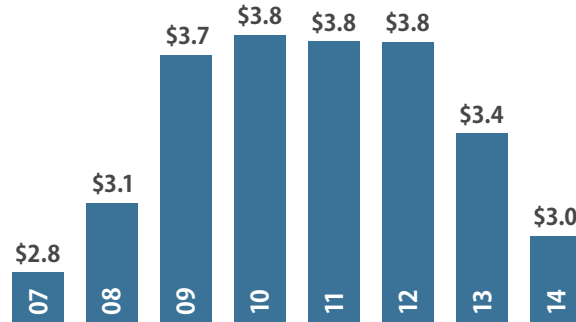
Fiscal Year 2014

Top Contractors

(M=millions)

Sodexo	\$126.0 M
L-3 Communications	\$86.8 M
General Dynamics	\$61.5 M
Raytheon	\$55.6 M
Whiting-Turner Contracting Company	\$50.1 M
TCOM	\$45.3 M
Progress Energy	\$39.8 M
International Tex Group Inc	\$38.6 M
Booz Allen Hamilton Holding Corporation	\$38.0 M
Old North Utility Services	\$37.6 M

Value of Contract Awards Performed (Billions)



DEFENSE PERSONNEL

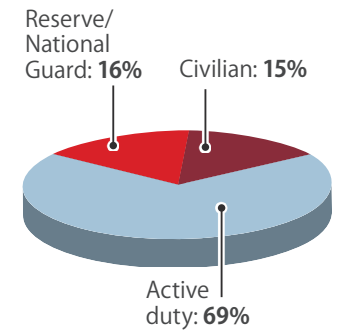
\$7.1 Billion

TOTAL PAYROLL

145,324

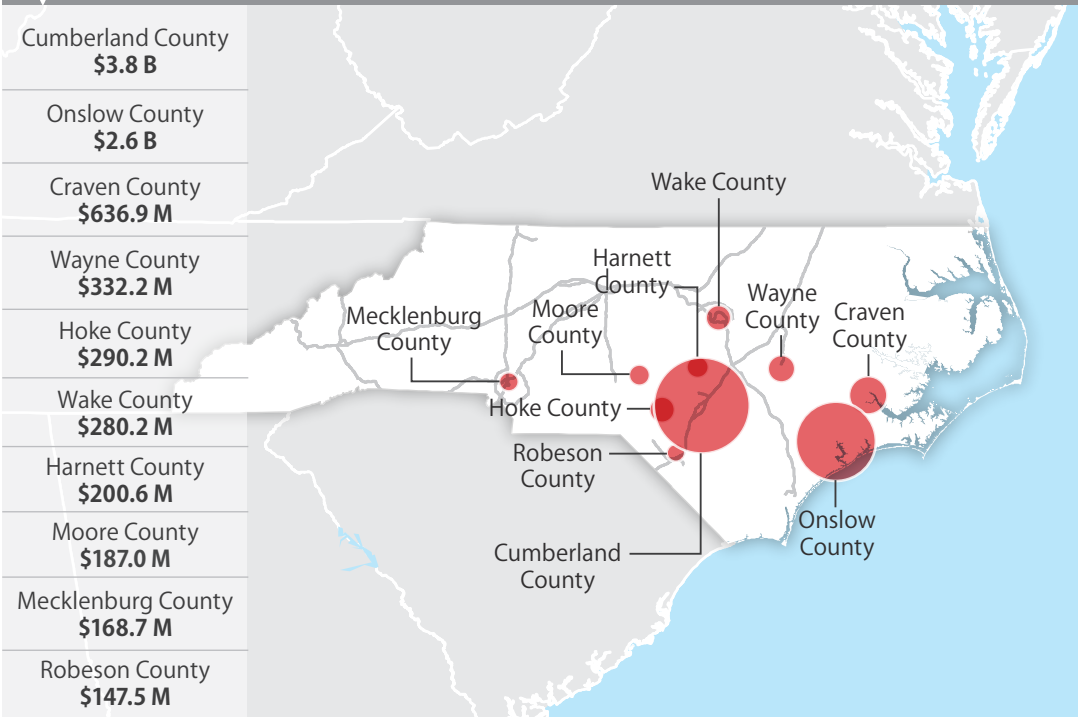
TOTAL PERSONNEL

Allocation, By Type

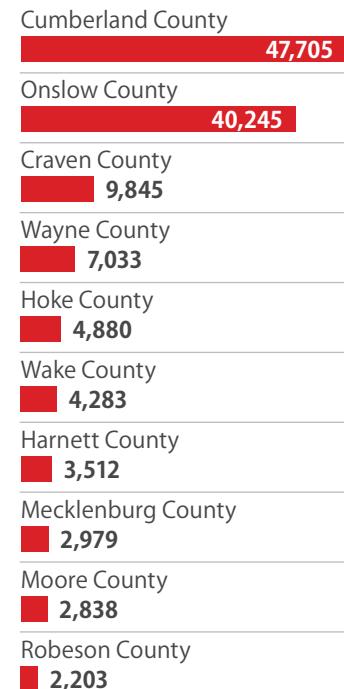


TOP DEFENSE SPENDING LOCATIONS

(M=millions B=billions)



Top Personnel Locations



Sources: Defense Manpower Data Center, U.S. Bureau of Economic Analysis, U.S. Census Bureau, and Chmura Economics & Analytics.