

NEW YORK

#15 \$9.6 BILLION SPENT IN STATE

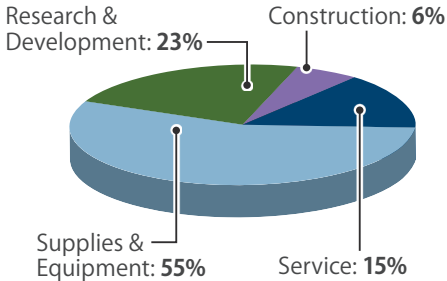
#49 0.7% OF STATE GDP

2.3% OF TOTAL U.S. DEFENSE SPENDING

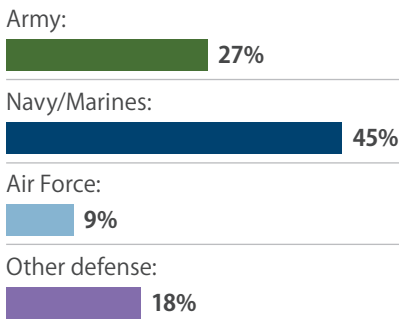
\$487 PER RESIDENT

CONTRACTS

By Type



By Service



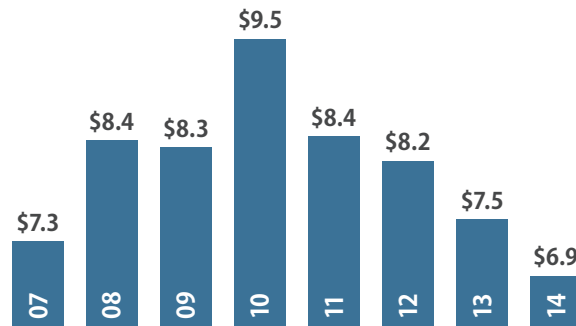
Fiscal Year 2014

Top Contractors

(M=millions B=billions)

Huntington Ingalls	\$1.8 B
Lockheed Martin	\$1.2 B
Harris	\$494.0 M
Bechtel	\$177.4 M
Interpublic Group of Companies	\$167.6 M
BAE Systems	\$142.1 M
SRC	\$126.0 M
Great Lakes Dredge & Dock	\$107.7 M
Saint Vincent's Catholic Medical Centers	\$92.5 M
L-3 Communications	\$89.7 M

Value of Contract Awards Performed (Billions)



DEFENSE PERSONNEL

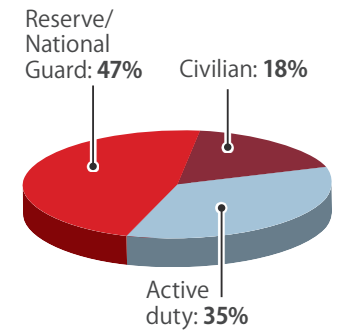
\$2.7 Billion

TOTAL PAYROLL

63,546

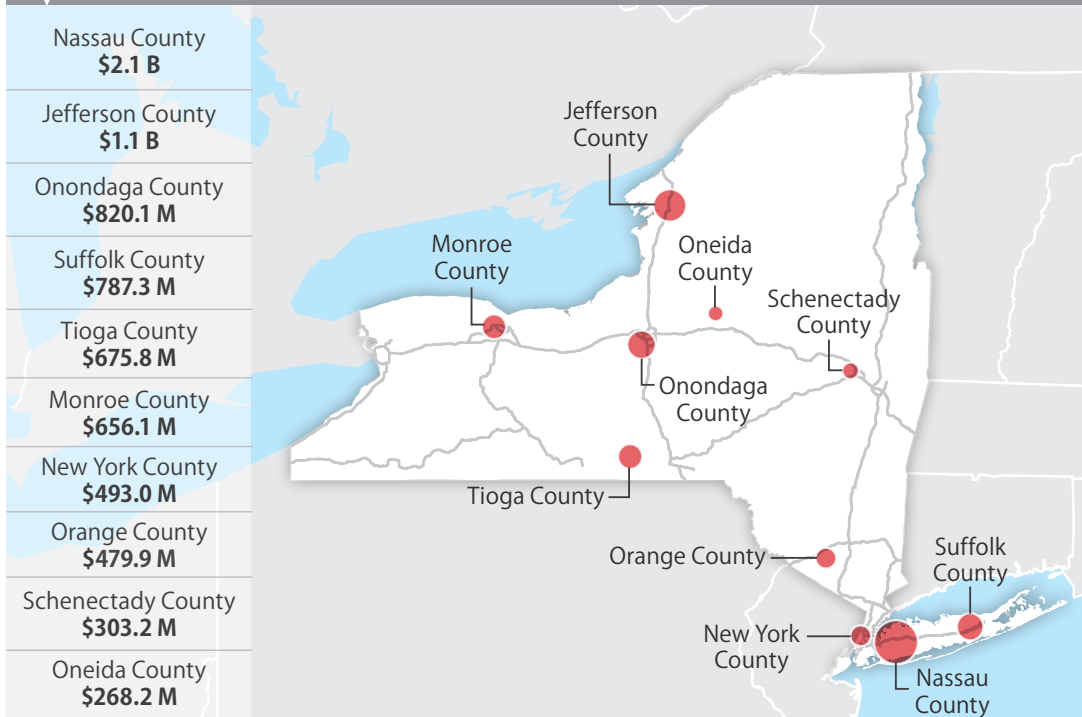
TOTAL PERSONNEL

Allocation, By Type




TOP DEFENSE SPENDING LOCATIONS

(M=millions B=billions)



Top Personnel Locations



Sources: Defense Manpower Data Center, U.S. Bureau of Economic Analysis, U.S. Census Bureau, and Chmura Economics & Analytics.