

NEW MEXICO

#33 **\$3.2 BILLION**
SPENT IN STATE

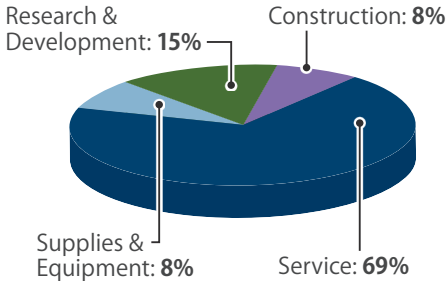
#14 **3.5% OF**
STATE GDP

0.8% OF TOTAL U.S.
DEFENSE SPENDING

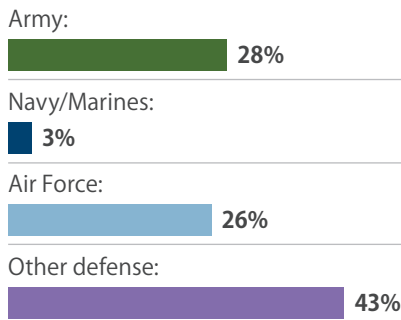
\$1,555 PER RESIDENT

CONTRACTS

By Type



By Service



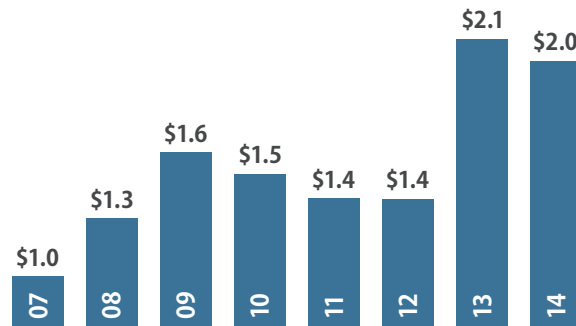
Fiscal Year 2014

Top Contractors

(M=millions)

Lockheed Martin	\$732.1 M
New Mexico Technology Group	\$109.6 M
Applied Research Associates	\$63.1 M
URS	\$56.2 M
Boeing	\$55.0 M
Honeywell International	\$49.1 M
Los Alamos National Security	\$32.3 M
SAIC	\$31.1 M
Allen Division CAE-Link Corporation	\$21.1 M
K.L. House Construction	\$18.5 M

Value of Contract Awards Performed (Billions)



DEFENSE PERSONNEL

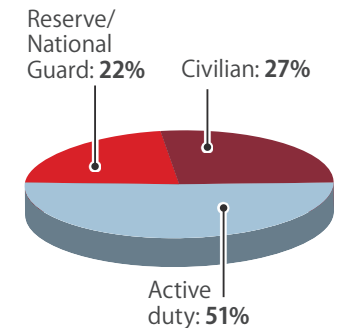
\$1.3 Billion

TOTAL PAYROLL

23,563

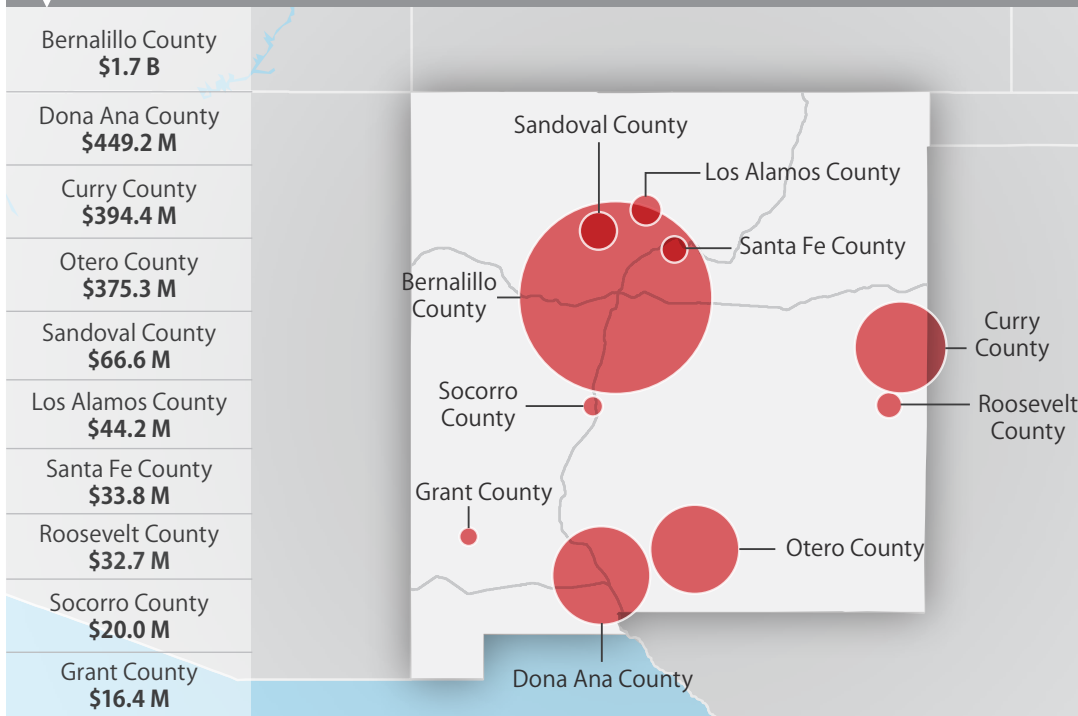
TOTAL PERSONNEL

Allocation, By Type

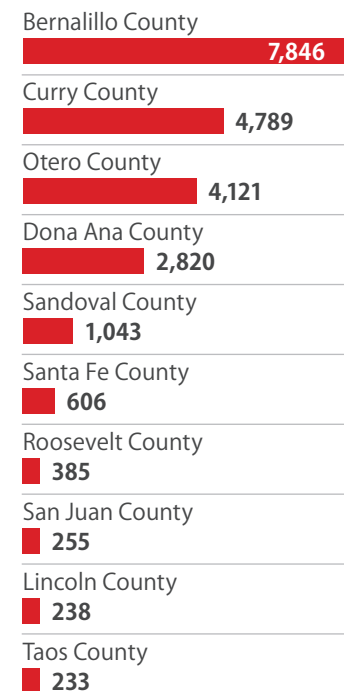


TOP DEFENSE SPENDING LOCATIONS

(M=millions B=billions)



Top Personnel Locations



Sources: Defense Manpower Data Center, U.S. Bureau of Economic Analysis, U.S. Census Bureau, and Chmura Economics & Analytics.